## Dimensioni — *Dimensions*

# QB 350

### Carter — *Casing*

1 mm

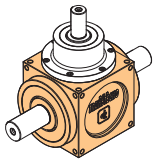

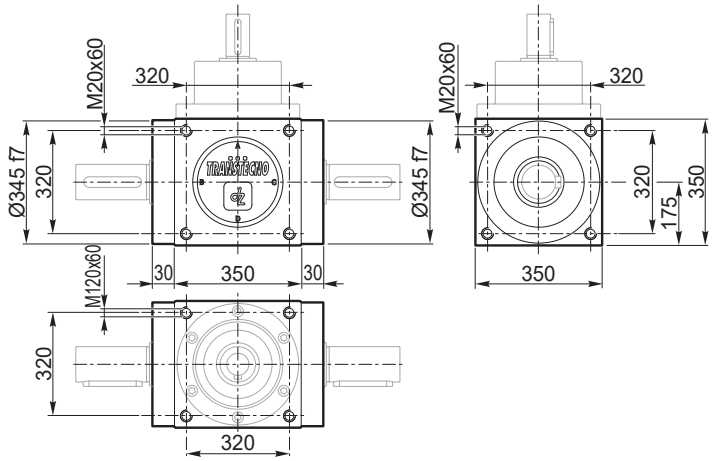


| Forma costruttiva *Constructive forms* | dalla 1 alla 68 - *from 1 to 68* |
|---|---|

### Torretta A — *Bell housing A*

2.1 mm

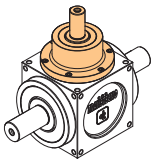

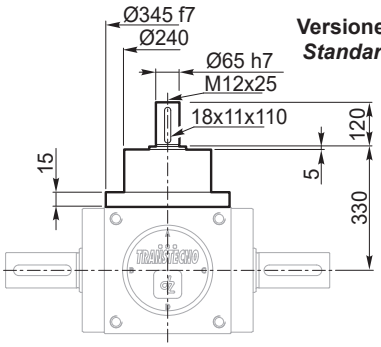


**Versione standard**
***Standard version***

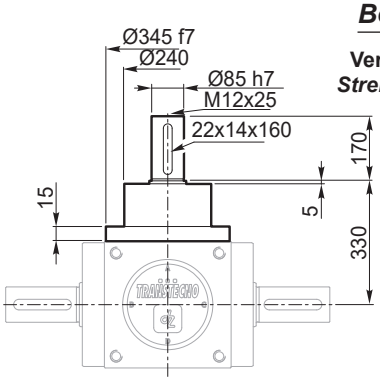


**Versione rinforzata**
***Strengthened version***

| Forma costruttiva *Constructive forms* | 1 | 2 | 3 | 4 | 5 | 6 | 7 | 8 | 9 | 10 | 21 | 22 | 25 | 26 | 27 | 28 | 29 | 30 | 31 | 32 | 33 | 34 | 35 | 36 | 37 | 38 | 39 | 40 | 41 | 42 | 43 | 44 | 45 | 46 | 47 | 48 | 49 | 50 | 51 | 52 | 53 | 54 | 55 |
|---|---|---|---|---|---|---|---|---|---|---|---|---|---|---|---|---|---|---|---|---|---|---|---|---|---|---|---|---|---|---|---|---|---|---|---|---|---|---|---|---|---|---|---|
| Versione standard *Standard version* | | | | | | | | | | | | | | | | | | | | | | | | | | | | | | | | | | | | | | | | | | | |
| Versione rinforzata *Strengthened version* | | | | | | | | | | | | | | | | | | | | | | | | | | | | | | | | | | | | | | | | | | | |

Disponibile / *Available*

**Versione PAM**
***Input flange version***

2.2 mm

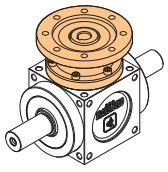

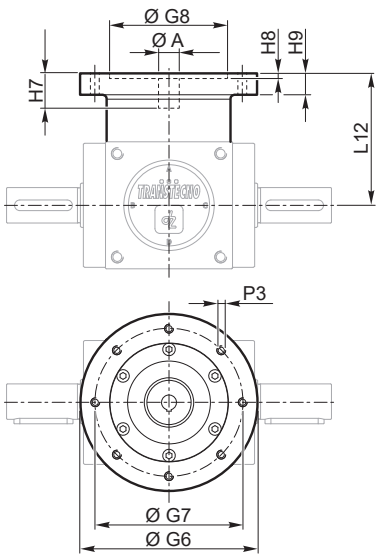


| Flangia *Flange* | ØA H7 | G6 | G7 | G8 | L12 | H5 | H6 | H7 | H8 | H9 | P3 |
|---|---|---|---|---|---|---|---|---|---|---|---|
| | Non disponibile / *Not available* | | | | | | | | | | |

| Forma costruttiva *Constructive forms* | | | | | | | | | | | | | | | | | | | | | | | | | | | | | |
|---|---|---|---|---|---|---|---|---|---|---|---|---|---|---|---|---|---|---|---|---|---|---|---|---|---|---|---|---|---|

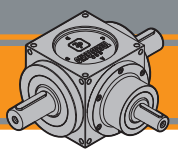

## Dimensioni — *Dimensions*

# QB 350

### Torretta D — *Bell housing D*

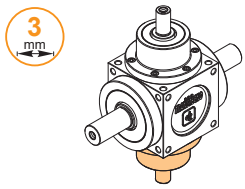


**Versione standard**
***Standard version***

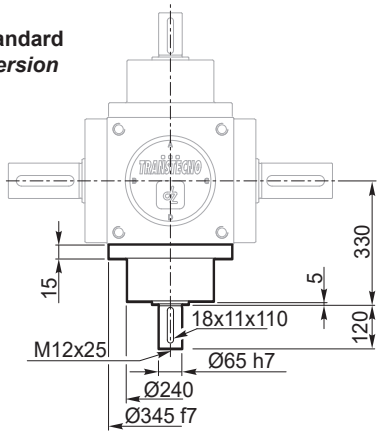


**Versione rinforzata**
***Strengthened version***

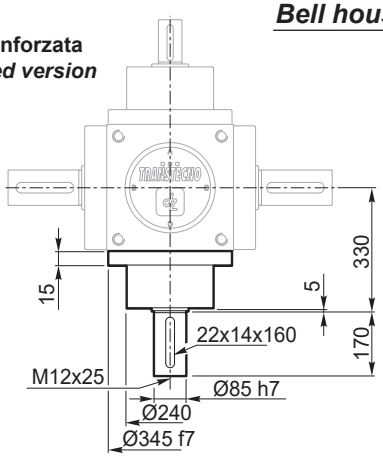


Il diametro della presa di forza della torretta D è sempre uguale al diametro della presa di forza della torretta A versione standard o rinforzata
*The diameter of the power take-off of bell housing D is always the same as the diameter of the power take-off of bell housing A standard or strengthened version*

| Forma costruttiva *Constructive forms* | 6 | 7 | 8 | 9 | 10 | 16 | 17 | 18 | 19 | 20 | 22 | 24 | 31 | 32 | 33 | 36 | 37 | 38 | 39 | 43 | 46 | 47 | 48 | 50 | 54 | 55 | 58 | 59 | 65 | 66 |
|---|---|---|---|---|---|---|---|---|---|---|---|---|---|---|---|---|---|---|---|---|---|---|---|---|---|---|---|---|---|---|
| Versione standard *Standard version* | | | | | | | | | | | | | | | | | | | | | | | | | | | | | | |
| Versione rinforzata *Strengthened version* | | | | | | | | | | | | | | | | | | | | | | | | | | | | | | |

Disponibile / *Available*

### Torretta E — *Bell housing E*

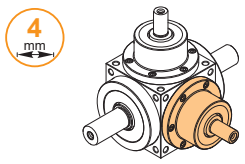


**Versione standard**
***Standard version***

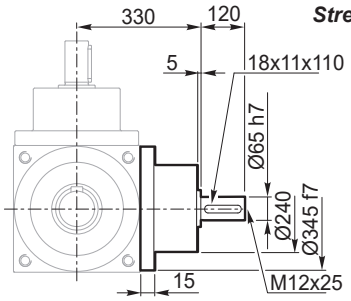


**Versione rinforzata**
***Strengthened version***

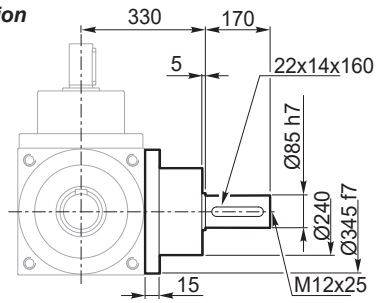


Il diametro della presa di forza della torretta E è sempre uguale al diametro della presa di forza della torretta A versione standard o rinforzata
*The diameter of the power take-off of bell housing E is always the same as the diameter of the power take-off of bell housing A standard or strengthened version*

| Forma costruttiva *Constructive forms* | 34 | 35 | 36 | 37 | 38 | 39 | 40 | 41 | 43 | 44 | 45 | 46 | 47 | 48 | 51 | 52 | 53 | 54 | 55 | 61 | 62 | 63 | 64 | 65 | 66 |
|---|---|---|---|---|---|---|---|---|---|---|---|---|---|---|---|---|---|---|---|---|---|---|---|---|---|
| Versione standard *Standard version* | | | | | | | | | | | | | | | | | | | | | | | | | |
| Versione rinforzata *Strengthened version* | | | | | | | | | | | | | | | | | | | | | | | | | |

### Torretta F — *Bell housing F*

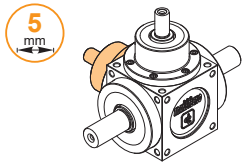


**Versione standard**
***Standard version***

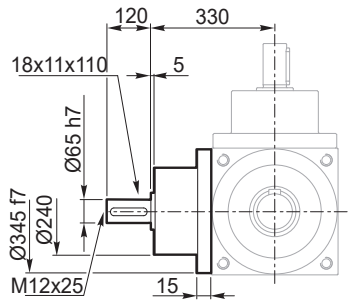


**Versione rinforzata**
***Strengthened version***

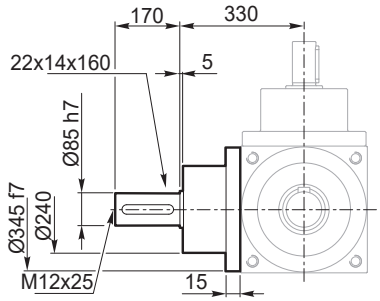


Il diametro della presa di forza della torretta F è sempre uguale al diametro della presa di forza della torretta A versione standard o rinforzata
*The diameter of the power take-off of bell housing F is always the same as the diameter of the power take-off of bell housing A standard or strengthened version*

| Forma costruttiva *Constructive forms* | 38 | 39 | 42 | 44 | 45 | 46 | 47 | 48 | 52 | 53 | 54 | 55 | 60 | 61 | 63 | 65 | 66 | 67 |
|---|---|---|---|---|---|---|---|---|---|---|---|---|---|---|---|---|---|---|
| Versione standard *Standard version* | | | | | | | | | | | | | | | | | | |
| Versione rinforzata *Strengthened version* | | | | | | | | | | | | | | | | | | |

## Dimensioni — *Dimensions*

# QB 350

### Asse B-C integrale — *B-C single output axis*

**Sporgente B-C**
***Protruding B-C***

6.1 mm

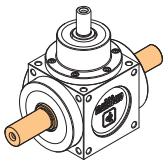

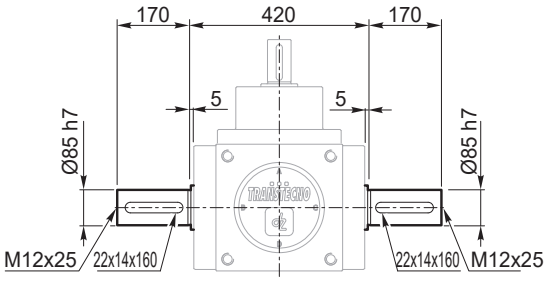


| Forma costruttiva *Constructive forms* | 1 | 6 | 11 | 16 | 40 | 43 | 48 | 62 |
|---|---|---|---|---|---|---|---|---|

**Sporgente B**
***Protruding B***

6.2 mm

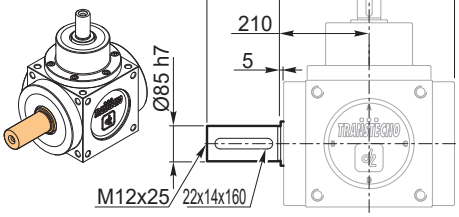


| Forma costruttiva *Constructive forms* | 2 | 7 | 12 | 17 | 41 | 44 | 46 | 68 |
|---|---|---|---|---|---|---|---|---|

**Sporgente C**
***Protruding C***

6.3 mm

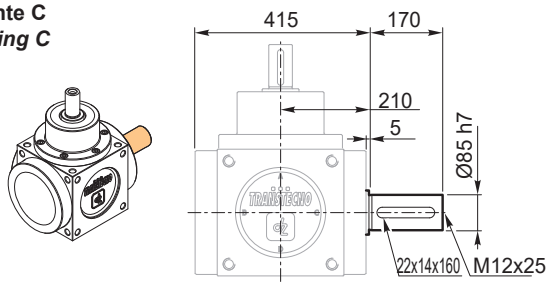


| Forma costruttiva *Constructive forms* | 3 | 8 | 13 | 18 | 42 | 45 | 47 | 67 |
|---|---|---|---|---|---|---|---|---|

**Albero cavo con linguetta**
***Hollow shaft with key***

6.4 mm

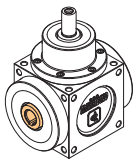

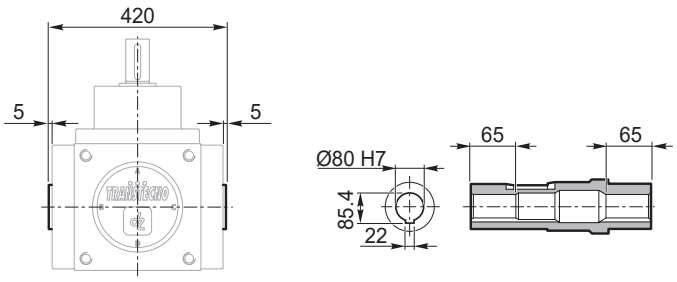


| Forma costruttiva *Constructive forms* | 4 | 9 | 14 | 19 | 34 | 36 | 38 | 60 | 61 | 64 | 65 | 66 |
|---|---|---|---|---|---|---|---|---|---|---|---|---|

**Albero cavo scanalato UNI 8953**
***Groved hollow shaft UNI 8953***

6.5 mm

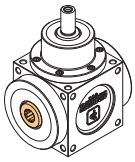

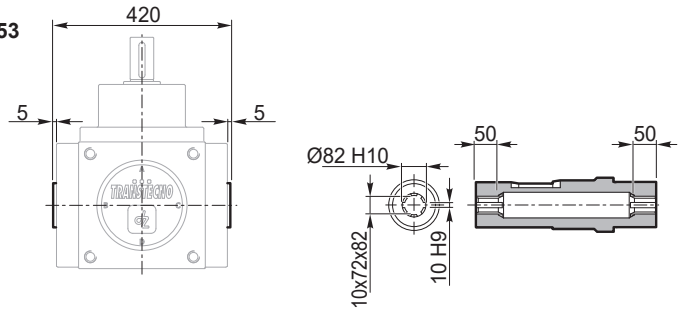


| Forma costruttiva *Constructive forms* | 5 | 10 | 15 | 20 | 35 | 37 | 39 |
|---|---|---|---|---|---|---|---|

**Albero cavo con calettatore**
***Hollow shaft with shrink disc***

6.6 mm

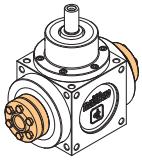

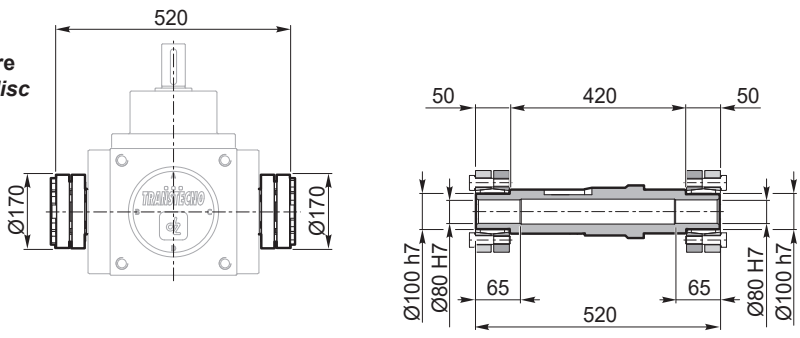


| Forma costruttiva *Constructive forms* | 21 | 22 | 23 | 24 |
|---|---|---|---|---|

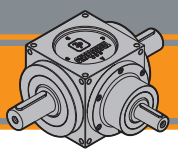

## Dimensioni — *Dimensions*

# QB 350

## Asse B-C con Torrette — *Axis B-C with bell housing*

**Torrette B-C**
***Bell Housings B-C***

7.1 mm

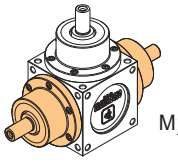

**Versione standard**
***Standard version***

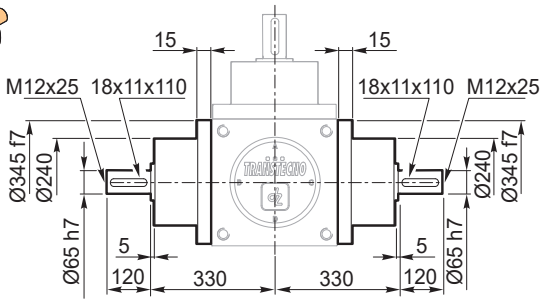


**Versione rinforzata**
***Strengthened version***

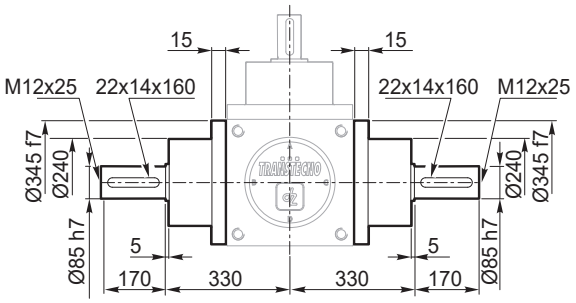


| Forma costruttiva *Constructive forms* | 28 | 29 | 30 | 31 | 32 | 33 | 49 | 53 | 55 | 57 | 59 | | | | | | | | | | |
|---|---|---|---|---|---|---|---|---|---|---|---|---|---|---|---|---|---|---|---|---|---|
| Versione standard *Standard version* | ■ | | | ■ | | | ■ | ■ | ■ | ■ | ■ | | | | | | | | | | |
| Versione rinforzata *Strengthened version* | | ■ | ■ | | ■ | ■ | ■ | ■ | ■ | ■ | ■ | | | | | | | | | | |

■ Disponibile / *Available*

**Torretta B**
***Bell housing B***

7.2 mm

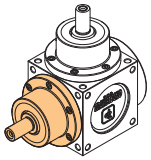

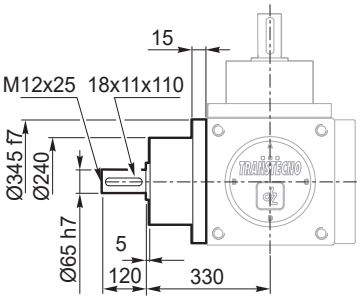


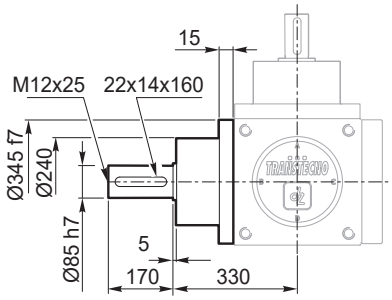


| Forma costruttiva *Constructive forms* | 25 | 26 | 27 | 50 | 51 | 52 | 54 | 56 | 58 | 63 | | | | | | | | | | |
|---|---|---|---|---|---|---|---|---|---|---|---|---|---|---|---|---|---|---|---|---|
| Versione standard *Standard version* | ■ | | | ■ | ■ | ■ | ■ | ■ | ■ | ■ | | | | | | | | | | |
| Versione rinforzata *Strengthened version* | | ■ | ■ | ■ | ■ | ■ | ■ | ■ | ■ | ■ | | | | | | | | | | |

■ Disponibile / *Available*

**Torretta C**
***Bell housing C***

7.3 mm

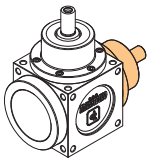

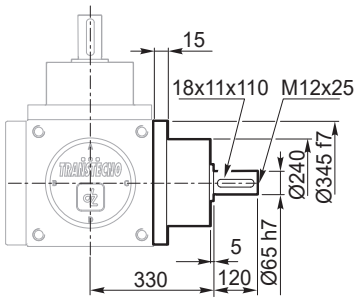


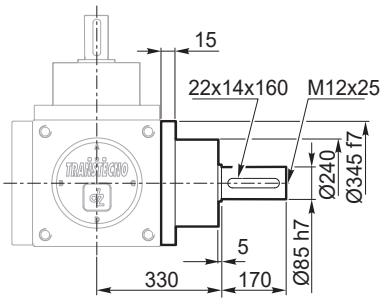


| Forma costruttiva *Constructive forms* | | | | | | | | | | | | | | | | | | | | |
|---|---|---|---|---|---|---|---|---|---|---|---|---|---|---|---|---|---|---|---|---|
| Versione standard *Standard version* | | | | | | | | | | | | | | | | | | | | |
| Versione rinforzata *Strengthened version* | | | | | | | | | | | | | | | | | | | | |