Dimensioni — *Dimensions*

QB 166

Carter — *Casing*

1 mm

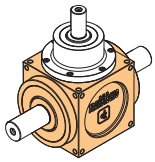

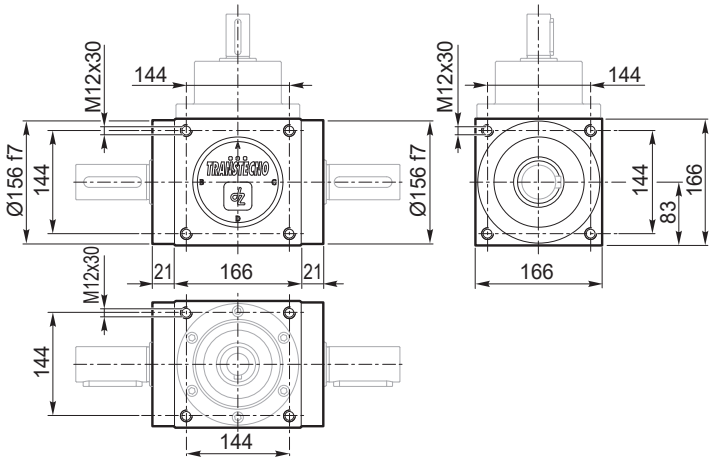

Forma costruttiva *Constructive forms*	dalla 1 alla 68 - *from 1 to 68*

Torretta A — *Bell housing A*

2.1 mm

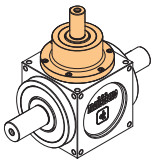

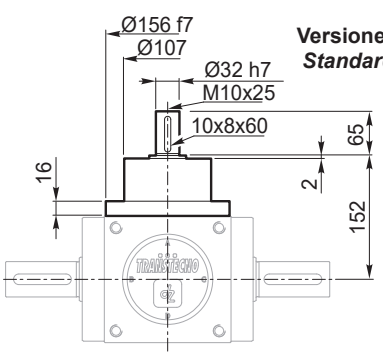

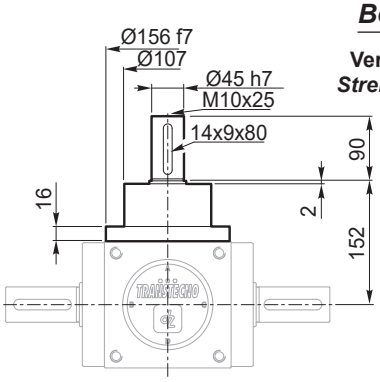

Forma costruttiva *Constructive forms*	1	2	3	4	5	6	7	8	9	10	21	22	25	26	27	28	29	30	31	32	33	34	35	36	37	38	39	40	41	42	43	44	45	46	47	48	49	50	51	52	53	54	55
Versione standard *Standard version*																																												
Versione rinforzata *Strengthened version*																																												

Disponibile / *Available*

Versione PAM
Input flange version

2.2 mm

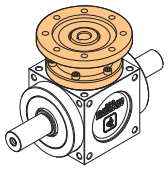

Flangia *Flange*	ØA H7	G6	G7	G8	L12	H5	H6	H7	H8	H9	P3
71 B5	14	160	130	110	160	16.3	5	30	4	15	M8
80 B5	19	200	165	130	160	21.8	6	40	5	15	M10
90 B5	24	200	165	130	160	27.3	8	50	5	15	M10
100-112 B5	28	250	215	180	160	31.3	8	60	5	15	M12
100-112 B14	28	160	130	110	160	31.3	8	60	5	15	9

Forma costruttiva *Constructive forms*	11	12	13	14	15	16	17	18	19	20	23	24	56	57	58	59	60	61	62	63	64	65	66	67	68

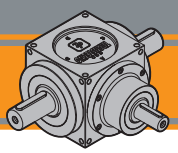

Dimensioni — *Dimensions*

QB 166

Torretta D — *Bell housing D*

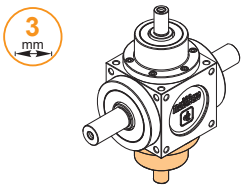

Versione standard
Standard version

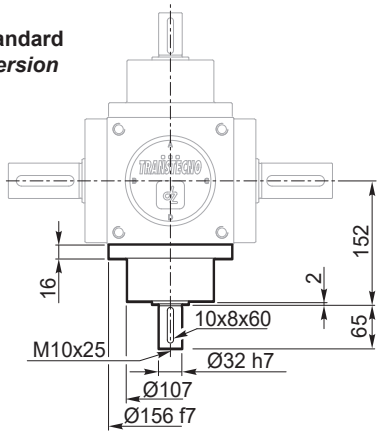

Versione rinforzata
Strengthened version

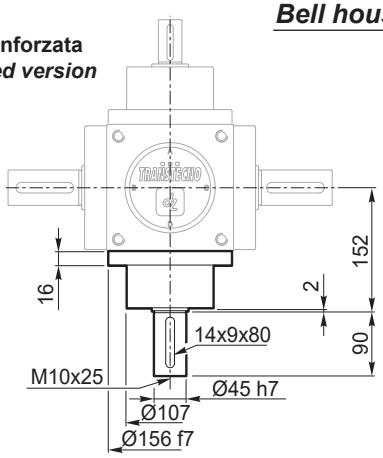

Il diametro della presa di forza della torretta D è sempre uguale al diametro della presa di forza della torretta A versione standard o rinforzata
The diameter of the power take-off of bell housing D is always the same as the diameter of the power take-off of bell housing A standard or strengthened version

Forma costruttiva *Constructive forms*	6	7	8	9	10	16	17	18	19	20	22	24	31	32	33	36	37	38	39	43	46	47	48	50	54	55	58	59	65	66
Versione standard *Standard version*																														
Versione rinforzata *Strengthened version*																														

Disponibile / *Available*

Torretta E — *Bell housing E*

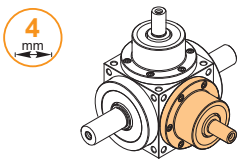

Versione standard
Standard version

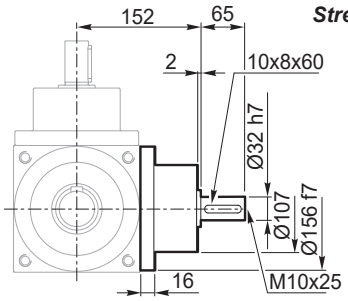

Versione rinforzata
Strengthened version

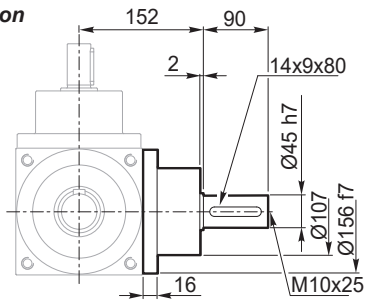

Il diametro della presa di forza della torretta E è sempre uguale al diametro della presa di forza della torretta A versione standard o rinforzata
The diameter of the power take-off of bell housing E is always the same as the diameter of the power take-off of bell housing A standard or strengthened version

Forma costruttiva *Constructive forms*	34	35	36	37	38	39	40	41	43	44	45	46	47	48	51	52	53	54	55	61	62	63	64	65	66
Versione standard *Standard version*																									
Versione rinforzata *Strengthened version*																									

Torretta F — *Bell housing F*



Versione standard
Standard version

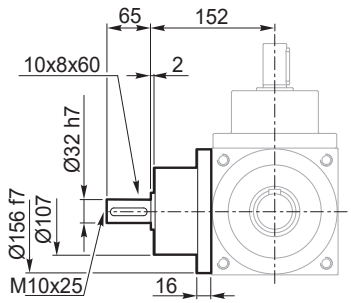

Versione rinforzata
Strengthened version

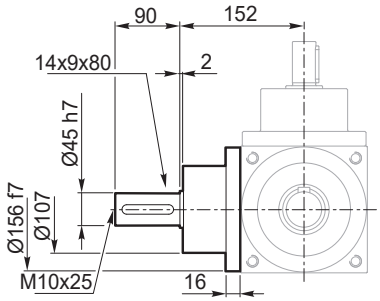

Il diametro della presa di forza della torretta F è sempre uguale al diametro della presa di forza della torretta A versione standard o rinforzata
The diameter of the power take-off of bell housing F is always the same as the diameter of the power take-off of bell housing A standard or strengthened version

Forma costruttiva *Constructive forms*	38	39	42	44	45	46	47	48	52	53	54	55	60	61	63	65	66	67
Versione standard *Standard version*																		
Versione rinforzata *Strengthened version*																		

Dimensioni — *Dimensions*

QB 166

Asse B-C integrale — *B-C single output axis*

Sporgente B-C
Protruding B-C

6.1 mm

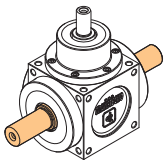

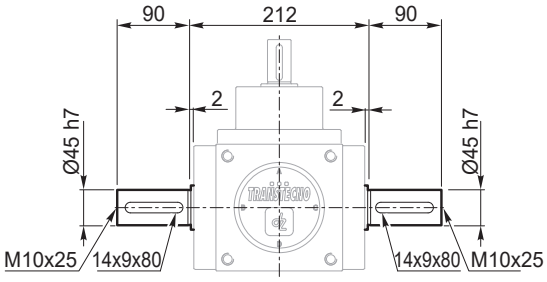

Forma costruttiva *Constructive forms*	1	6	11	16	40	43	48	62														

Sporgente B
Protruding B

6.2 mm

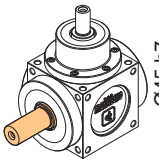

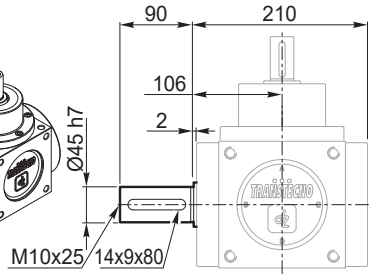

Forma costruttiva *Constructive forms*	2	7	12	17	41	44	46	68	

Sporgente C
Protruding C

6.3 mm

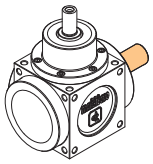

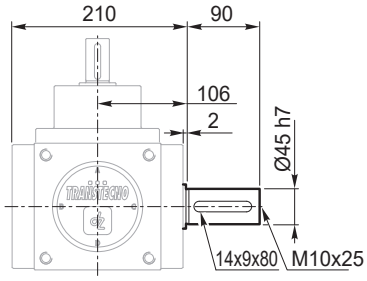

Forma costruttiva *Constructive forms*	3	8	13	18	42	45	47	67	

Albero cavo con linguetta
Hollow shaft with key

6.4 mm

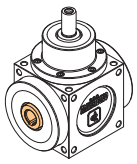

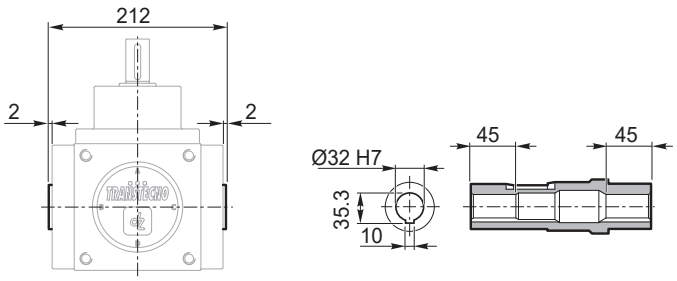

Forma costruttiva *Constructive forms*	4	9	14	19	34	36	38	60	61	64	65	66										

Albero cavo scanalato UNI 8953
Groved hollow shaft UNI 8953

6.5 mm

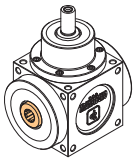

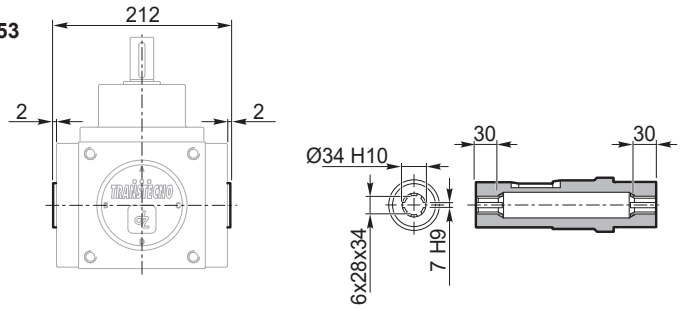

Forma costruttiva *Constructive forms*	5	10	15	20	35	37	39															

Albero cavo con calettatore
Hollow shaft with shrink disc

6.6 mm

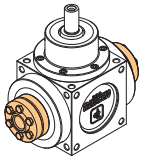

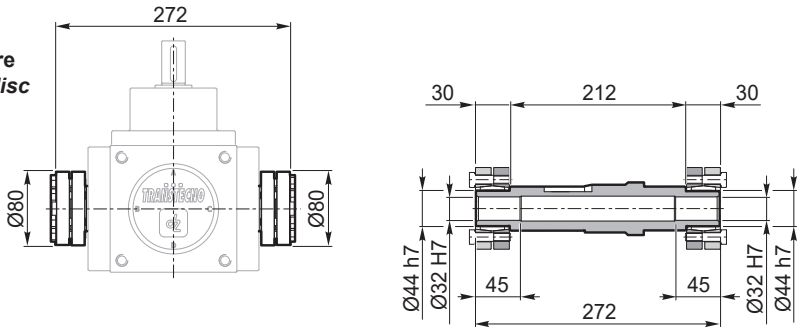

Forma costruttiva *Constructive forms*	21	22	23	24																		

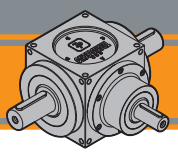

Dimensioni — *Dimensions*

QB 166

Asse B-C con Torrette — *Axis B-C with bell housing*

Torrette B-C
Bell Housings B-C

7.1 mm

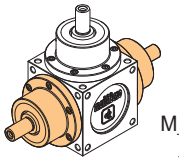

Versione standard
Standard version

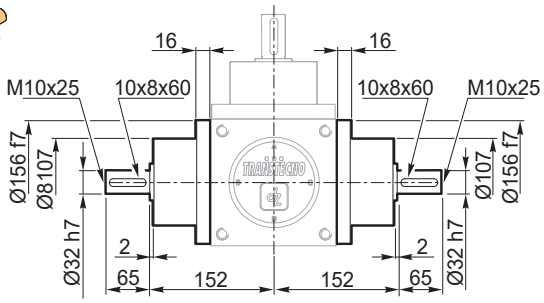

Versione rinforzata
Strengthened version

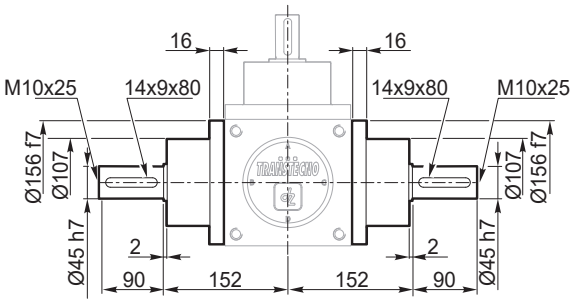

Forma costruttiva *Constructive forms*	28	29	30	31	32	33	49	53	55	57	59										
Versione standard *Standard version*	■			■			■	■	■	■	■										
Versione rinforzata *Strengthened version*		■	■		■	■	■	■	■	■	■										

■ Disponibile / *Available*

Torretta B
Bell housing B

7.2 mm

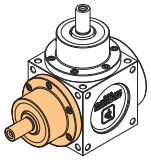

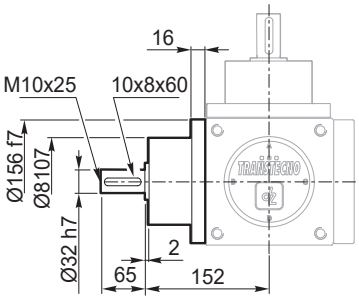

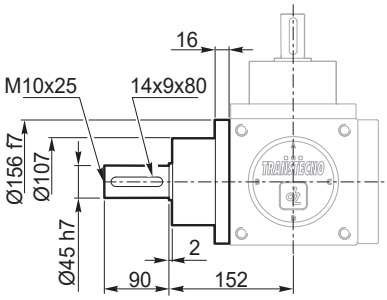

Forma costruttiva *Constructive forms*	25	26	27	50	51	52	54	56	58	63										
Versione standard *Standard version*	■			■	■	■	■	■	■	■										
Versione rinforzata *Strengthened version*		■	■	■	■	■	■	■	■	■										

■ Disponibile / *Available*

Torretta C
Bell housing C

7.3 mm

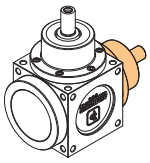

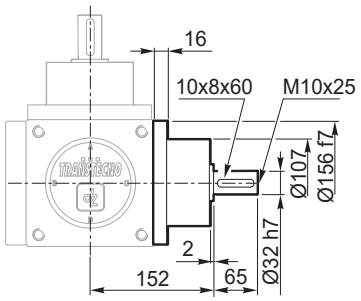

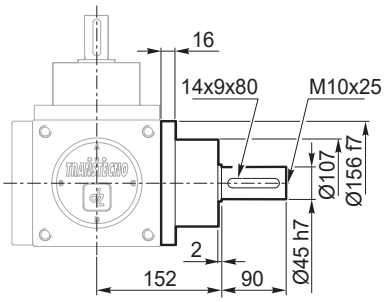

Forma costruttiva *Constructive forms*																				
Versione standard *Standard version*																				
Versione rinforzata *Strengthened version*																				