TRANSTECNO®
the modular gearmotor

QB

QB

Right-angle bevel gearboxes

Rinvii angolari
Right-angle bevel gearboxes



brand of TRANSTECNO®

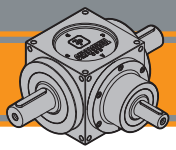

ENERGY SAVING

Indice	*Index*	Pag. *Page*
Caratteristiche tecniche	*Technical features*	**E2**
Designazione	*Classification*	**E3**
Sensi di rotazione	*Direction of rotation*	**E4**
Simbologia	*Symbols*	**E5**
Lubrificazione	*Lubrication*	**E5**
Carichi radiali e assiali	*Radial and axial loads*	**E6**
Dati tecnici	*Technical data*	**E16**
Forme costruttive	*Constructive forms*	**E18**
Dimensioni	*Dimensions*	**E26**

Questa sezione annulla e sostituisce ogni precedente edizione o revisione. Qualora questa sezione non Vi sia giunta in distribuzione controllata, l'aggiornamento dei dati ivi contenuto non è assicurato. **In tal caso la versione più aggiornata è disponibile sul nostro sito internet www.transtecno.com**

This section replaces any previous edition and revision. If you obtained this catalogue other than through controlled distribution channels, the most up to date content is not guaranteed. ***In this case the latest version is available on our web site www.transtecno.com***

Caratteristiche tecniche

I rinvii angolari serie QB sono stati progettati per applicazioni industriali dove occorre trasmettere un moto rotatorio tra alberi disposti perpendicolarmente tra loro

Sono disponibili:

- 8 grandezze: 54 , 86 , 110 , 134 , 166 , 200 , 250 e 350
- 5 rapporti: 1/1 , 1/1.5 , 1/2 , 1/3 e 1/4;
- Da 1 fino a 5 presa moto uscita;

Caratteristiche comuni a tutta la serie sono:

- Carter e torretta in lega di alluminio ricavati da trafilato o fusione (tranne QB 350 in ghisa) predisposta con 4 fori filettati per il fissaggio su ciascuna delle 6 facce
- Coppia Conica Spiroidale GLEASON in acciaio al Nichel Cromo con trattamento di Cementazione - Tempra
- Alberi in acciaio al carbonio disponibili in diverse tipologie costruttive: versione maschio con linguetta, versione cava con sede linguetta, versione cava con scanalato UNI 8953 e versione cava predisposta per calettatore. Le sedi linguetta negli alberi cavi come negli alberi maschi possono assumere qualsiasi posizione angolare
- Cuscinetti a rulli conici (tranne QB54 che prevede cuscinetti radiali a sfere)
- Anelli di Tenuta tipo A in NBR sugli alberi e O-ring in NBR a chiusura delle torrette
- Lubrificazione con olio sintetico ISO 150 ad esclusione della taglia QB54 prevista con grasso minerale 00 EP permanente

Technical features

QB-series right-angle bevel gearboxes are designed for industrial applications where rotary motion must be transmitted between perpendicularly arranged shafts

Those available:

- *8 sizes: 54, 86, 110, 134, 166, 200, 250 and 350*
- *5 ratios: 1/1 , 1/1.5 , 1/2 , 1/3 and 1/4;*
- *From 1 to 5 output power take-off;*

Common features throughout the series are:

- *Casing and bell housing in drawn or cast aluminium alloy (except for QB 350 in cast iron) fitted with 4 threaded holes for fixing on each of the 6 sides*
- *GLEASON spiral bevel gear in Nickel Chrome steel with Case hardening treatment*
- *Carbon steel shafts available in different constructive forms: solid version with key, hollow version with keyway, hollow version with UNI 8953 groove and hollow version prepared for shrink disc. The keyways in hollow shafts as in solid shafts can assume any angular position*
- *Tapered roller bearings (except QB54 which has radial ball bearings)*
- *NBR type A sealing rings on the shafts and NBR O-rings for closing the bell housings*
- *Lubrication with synthetic oil ISO 150 except QB54 size provided with permanent 00 EP mineral grease*

ENERGY SAVING

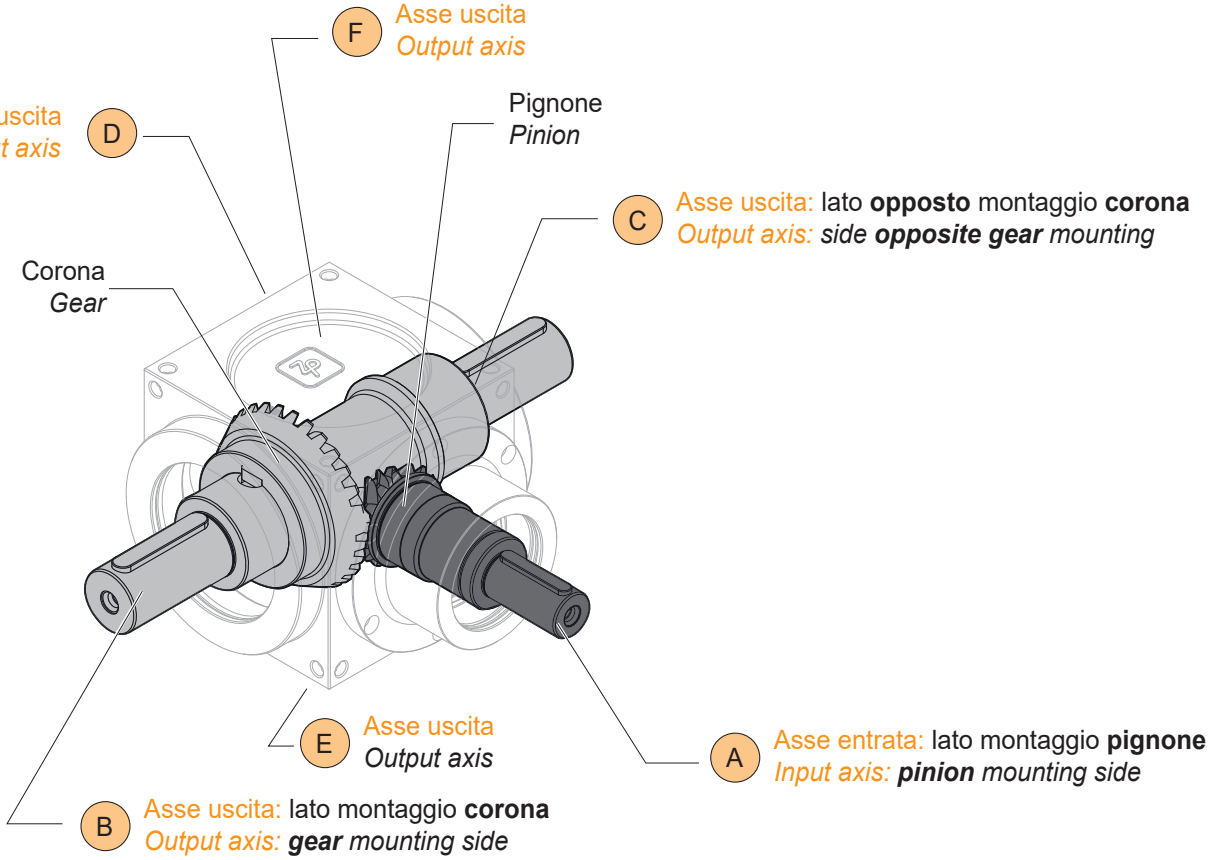

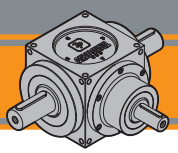

Designazione — *Classification*

RINVIO ANGOLARE / *RIGHT-ANGLE BEVEL GEARBOX*

QB	1	R	54	56	B5	1:1
Tipo *Type*	Forma costruttiva *Constructive forms*	Albero rinforzato *Strengthened shaft*	Grandezza *Size*	IEC	Forma costruttiva *Version*	Rapporto *Ratio*
QB	**1** **...** **68**	**R ***	**54** **86** **110** **134** **166** **200** **250** **350**	**56..** **—** **160..**	**B5** **B14**	**1:1** **1:1.5** **1:2** **1:3** **1:4**

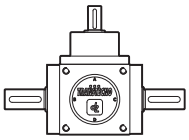

E18 - E25

* Riferita agli assi A, D, E ed F nell'opzione con albero maschio
* *Referred to axes A, D, E and F in the solid shaft option*

Sensi di rotazione — *Direction of rotation*

Asse B-C integrale / *B-C single output axis*

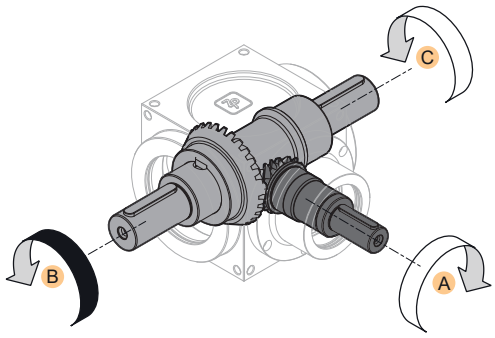

Le uscite B e C, viste frontalmente, hanno sensi di rotazione **opposti.**
*Outputs B and C, seen from the front, have **opposite** directions of rotation.*

Asse B-C con Torrette / *Axis B-C with Bell housings*

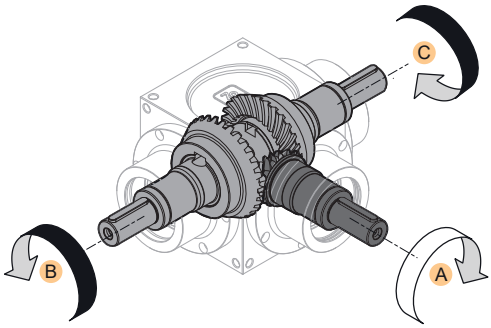

Le uscite B e C, viste frontalmente, hanno sensi di rotazione **uguali.**
*Outputs B and C, seen from the front, have **equal** directions of rotation.*

Torrette D, E ed F / *Bell housings D, E and F*

Asse B-C integrale / *Integral B-C axis*

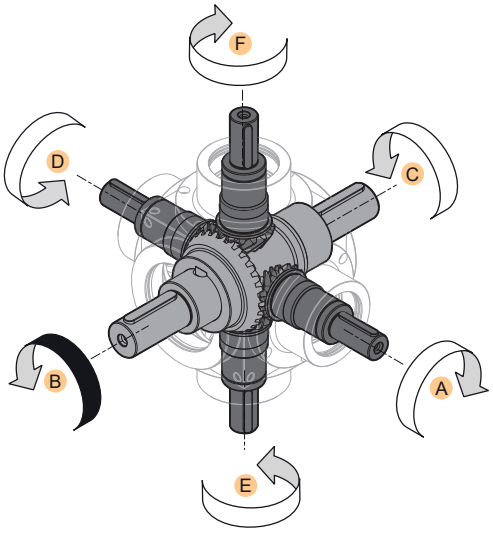

Asse B-C con torrette / *Axis B-C with bell housings*

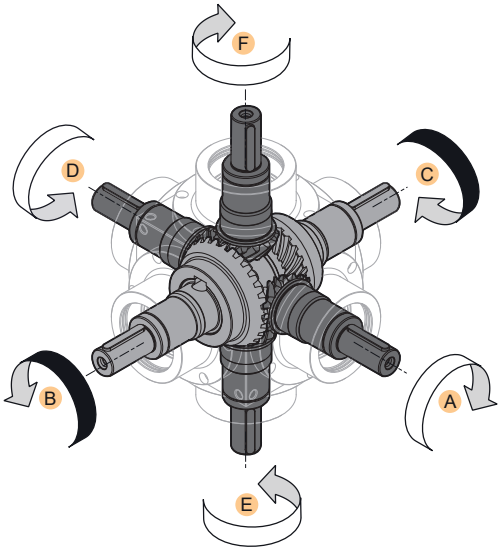

Indipendentemente dal tipo di asse B-C (integrale o con torrette), le torrette D, E ed F hanno senso di rotazione **uguale** alla torretta A.
*Regardless of the B-C axis type (single output axis or with bell housings), bell housings D, E and F have the **same** direction of rotation as bell housing A.*

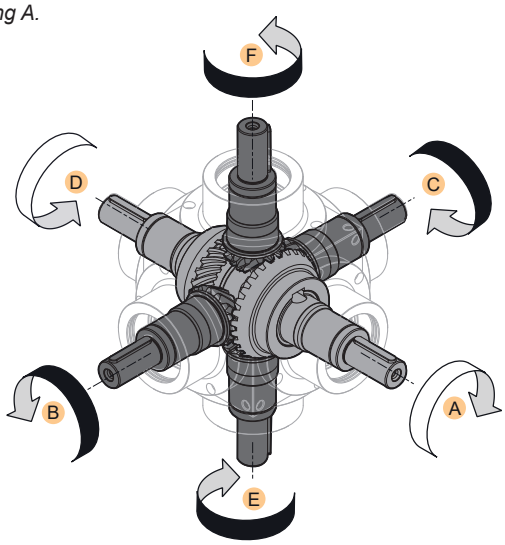

Nel caso specifico della **moltiplica** le torrette Ae D hanno sensi di rotazione **uguali**. Le torrette B, C, E ed F hanno sensi di rotazione **uguali** tra di loro ma **opposti** ad A e D.
*In the specific case of the **multiplex**, bell housings A and D have **equal** directions of rotation. Bell housings B, C, E and F have **equal** but **opposite** directions of rotation to A and D.*

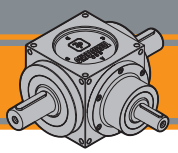

Simbologia — *Symbols*

n_1	[min^{-1}]	Velocità in ingresso / *Input speed*
n_2	[min^{-1}]	Velocità in uscita / *Output speed*
i		Rapporto di riduzione / *Ratio*
P_1	[kW]	Potenza in entrata / *Input power*
M_2	[Nm]	Coppia nominale in uscita in funzione di P_1 / *Output torque referred to P_1*
Pn_1	[kW]	Potenza nominale in entrata / *Nominal input power*
Mn_2	[Nm]	Coppia nominale in uscita in funzione di Pn_1 / *Nominal output torque referred to Pn_1*
sf		Fattore di servizio / *Service factor*
R_1	[N]	Carico radiale ammissibile in entrata / *Permitted input radial load*
A_1	[N]	Carico assiale ammissibile in entrata / *Permitted input axial load*
R_2	[N]	Carico radiale ammissibile in uscita / *Permitted output radial load*
A_2	[N]	Carico assiale ammissibile in uscita / *Permitted output axial load*
Kg	[kg]	Peso del solo riduttore / *Weight of the gearbox only*
		Albero entrata cavo con linguetta / *Hollow input shaft with key*
		Albero uscita cavo con linguetta / *Hollow output shaft with key*
		Albero maschio / *Solid shaft*
		Albero cavo scanalato / *Groved hollow shaft UNI 8953*
		Albero cavo con calettatore / *Hollow shaft with shrink disc*

Lubrificazione — *Lubrication*

I rinvii angolari serie QB, sono forniti completi di lubrificante sintetico viscosità 150 ad eccezione della taglia QB54 prevista con grasso minerale 00 EP e pertanto possono essere installati in qualunque posizione di montaggio e non necessitano di manutenzione.

The QB series right-angle bevel gearboxes are supplied complete with synthetic lubricant viscosity 150 with the exception of size QB54 supplied with mineral grease 00 EP and can therefore be installed in any mounting position and are maintenance-free.

La quantità di lubrificante dipende dalla posizione di montaggio che, se non viene specificata, sarà intesa in pos. M1 (Pos.2).

The quantity of lubricant depends on the mounting position, which, if not specified, will be understood to be in pos. M1 (Pos.2).

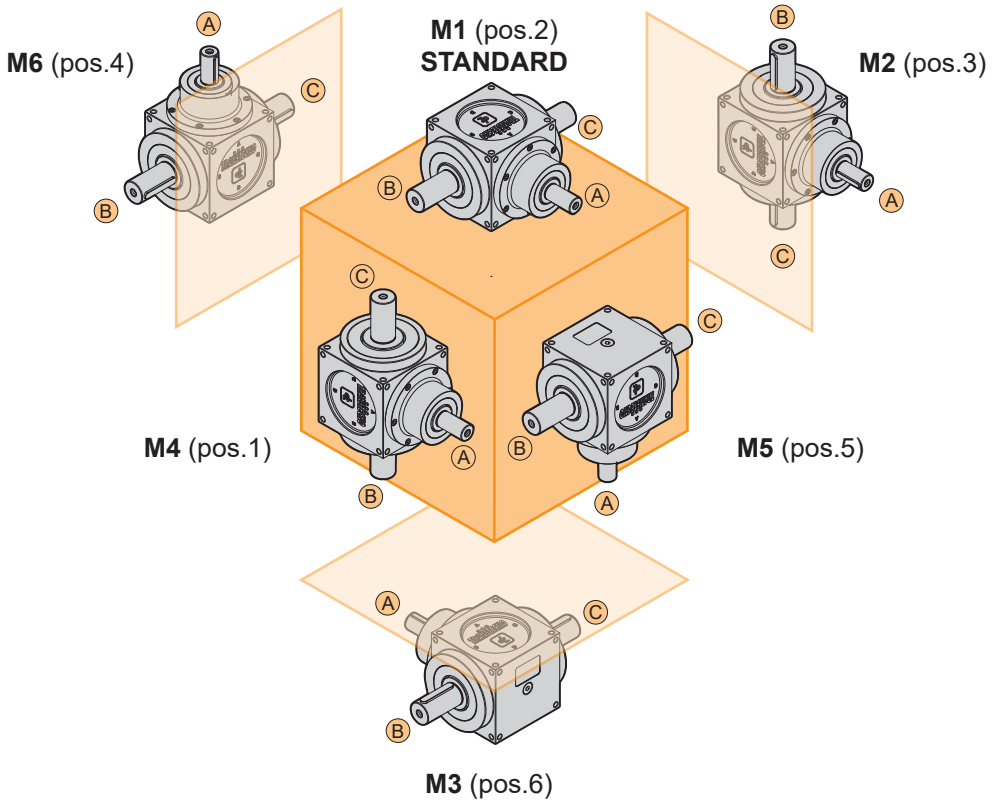

Carichi radiali e assiali

Entrata / Input

Radial and axial loads

Per carichi radiali o assiali superiori a quelli di tabella si prega di contattare il servizio tecnico

For radial or axial loads higher than those in the table, please contact technical service

	n1 [min^{-1}]	i	n_2 [min^{-1}]	Torretta A standard *Bell housing A standard* R_1 [N]	Torretta A standard *Bell housing A standard* A_1 [N]	Torretta A rinforzata *Bell housing A Strengthened* R_1 [N]	Torretta A rinforzata *Bell housing A Strengthened* A_1 [N]	n1 [min^{-1}]	i	n_2 [min^{-1}]	Torretta A standard *Bell housing A standard* R_1 [N]	Torretta A standard *Bell housing A standard* A_1 [N]	Torretta A rinforzata *Bell housing A Strengthened* R_1 [N]	Torretta A rinforzata *Bell housing A Strengthened* A_1 [N]
QB 54	50	1	50	*	*	*	*	100	1	100	*	*	*	*
		1.5	33	600	500	600	500		1.5	67	510	420	510	420
		2	25						2	50	280		280	
		3	17						3	33	510		510	
		4	13						4	25				
	250	1	250	*	*	*	*	500	1	500	*	*	*	*
		1.5	167	360	330	360	330		1.5	333	100	280	100	280
		2	125	*	*	*	*		2	250	*	*	*	*
		3	83	400	330	400	330		3	167	310	280	310	280
		4	63						4	125	340		340	
	750	1	750	*	*	*	*	1000	1	1000	*	*	*	*
		1.5	500						1.5	667				
		2	375						2	500				
		3	250	200	250	200	250		3	333	150	240	150	240
		4	188	310		310			4	250	290		290	
	1500	1	1500	*	*	*	*	2000	1	2000	*	*	*	*
		1.5	1000						1.5	1333				
		2	750						2	1000				
		3	500	*	100	*	100		3	667	*	50	*	50
		4	375	240	210	240	210		4	500	230	200	230	200
	2500	1	2500	*	*	*	*	3000	1	3000	*	*	*	*
		1.5	1667						1.5	2000				
		2	1250						2	1500				
		3	833						3	1000				
		4	625	200	190	200	190		4	750	180	180	180	180
QB 86	50	1	50	1500	1500	2000	1500	100	1	100	1500	1200	1700	1200
		1.5	33						1.5	67				
		2	25						2	50				
		3	17						3	33				
		4	13						4	25				
	250	1	250	1200	1000	1400	1000	500	1	500	1000	800	1100	800
		1.5	167						1.5	333				
		2	125						2	250				
		3	33						3	167				
		4	63						4	125				
	750	1	750	900	700	1000	700	1000	1	1000	800	700	1000	700
		1.5	500						1.5	667				
		2	375						2	500				
		3	250						3	333				
		4	188						4	250				
	1500	1	1500	800	600	900	600	2000	1	2000	700	600	800	600
		1.5	1000						1.5	1333				
		2	750						2	1000				
		3	500						3	667				
		4	375						4	500				
	2500	1	2500	700	600	800	600	3000	1	3000	600	500	700	500
		1.5	1667						1.5	2000				
		2	1250						2	1500				
		3	833						3	1000				
		4	625						4	750				

* Contattare il servizio tecnico

** Contact technical service*

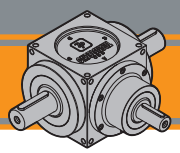

Carichi radiali e assiali

Entrata / Input

Radial and axial loads

Per carichi radiali o assiali superiori a quelli di tabella si prega di contattare il servizio tecnico

For radial or axial loads higher than those in the table, please contact technical service

	n1 [min^{-1}]	i	n_2 [min^{-1}]	Torretta A standard *Bell housing A standard* R_1 [N]	Torretta A standard *Bell housing A standard* A_1 [N]	Torretta A rinforzata *Bell housing A Strengthened* R_1 [N]	Torretta A rinforzata *Bell housing A Strengthened* A_1 [N]	n1 [min^{-1}]	i	n_2 [min^{-1}]	Torretta A standard *Bell housing A standard* R_1 [N]	Torretta A standard *Bell housing A standard* A_1 [N]	Torretta A rinforzata *Bell housing A Strengthened* R_1 [N]	Torretta A rinforzata *Bell housing A Strengthened* A_1 [N]
QB 110	**50**	**1**	50	2100	2300	2800	2300	**100**	**1**	100	2100	1900	2400	1900
		1.5	33						**1.5**	67				
		2	25						**2**	50				
		3	17						**3**	33				
		4	13						**4**	25				
	250	**1**	250	1900	2400	2000	2400	**500**	**1**	500	1600	1900	1700	1900
		1.5	167						**1.5**	333				
		2	125						**2**	250				
		3	83						**3**	167				
		4	63						**4**	125				
	750	**1**	750	1400	1800	1400	1800	**1000**	**1**	1000	1300	1600	1300	1600
		1.5	500						**1.5**	667				
		2	375						**2**	500				
		3	250						**3**	333				
		4	188						**4**	250				
	1500	**1**	1500	1200	1400	1200	1400	**2000**	**1**	2000	1100	1300	1100	1300
		1.5	1000						**1.5**	1333				
		2	750						**2**	1000				
		3	500						**3**	667				
		4	375						**4**	500				
	2500	**1**	2500	1000	1200	1100	1200	**3000**	**1**	3000	1000	1100	1000	1100
		1.5	1667						**1.5**	2000				
		2	1250						**2**	1500				
		3	833						**3**	1000				
		4	625						**4**	750				
QB 134	**50**	**1**	50	2600	3000	3800	3000	**100**	**1**	100	2600	2600	3200	2600
		1.5	33						**1.5**	67				
		2	25						**2**	50				
		3	17						**3**	33				
		4	13						**4**	25				
	250	**1**	250	2400	3300	2600	3300	**500**	**1**	500	2100	2500	2300	2500
		1.5	167						**1.5**	333				
		2	125						**2**	250				
		3	33						**3**	167				
		4	63						**4**	125				
	750	**1**	750	2100	2500	2300	2500	**1000**	**1**	1000	1700	2100	1800	2100
		1.5	500						**1.5**	667				
		2	375						**2**	500				
		3	250						**3**	333				
		4	188						**4**	250				
	1500	**1**	1500	1600	1800	1600	1800	**2000**	**1**	2000	1500	1600	1500	1600
		1.5	1000						**1.5**	1333				
		2	750						**2**	1000				
		3	500						**3**	667				
		4	375						**4**	500				
	2500	**1**	2500	1400	1500	1400	1500	**3000**	**1**	3000	1300	1100	1400	1100
		1.5	1667						**1.5**	2000				
		2	1250						**2**	1500				
		3	833						**3**	1000				
		4	625						**4**	750				

Carichi radiali e assiali

Entrata / Input

Radial and axial loads

Per carichi radiali o assiali superiori a quelli di tabella si prega di contattare il servizio tecnico

For radial or axial loads higher than those in the table, please contact technical service

	n1 [min^{-1}]	i	n_2 [min^{-1}]	Torretta A standard *Bell housing A standard* R_1 [N]	Torretta A standard *Bell housing A standard* A_1 [N]	Torretta A rinforzata *Bell housing A Strengthened* R_1 [N]	Torretta A rinforzata *Bell housing A Strengthened* A_1 [N]	n1 [min^{-1}]	i	n_2 [min^{-1}]	Torretta A standard *Bell housing A standard* R_1 [N]	Torretta A standard *Bell housing A standard* A_1 [N]	Torretta A rinforzata *Bell housing A Strengthened* R_1 [N]	Torretta A rinforzata *Bell housing A Strengthened* A_1 [N]
QB 166	50	1	50	4300	4500	5900	4500	100	1	100	4200	3800	5000	3800
		1.5	33						1.5	67				
		2	25						2	50				
		3	17						3	33				
		4	13						4	25				
	250	1	250	3700	3000	4000	3000	500	1	500	3100	2600	3300	2600
		1.5	167						1.5	333				
		2	125						2	250				
		3	83						3	167				
		4	63						4	125				
	750	1	750	2800	2300	3000	2300	1000	1	1000	2600	2200	2800	2200
		1.5	500						1.5	667				
		2	375						2	500				
		3	250						3	333				
		4	188						4	250				
	1500	1	1500	2300	1900	2500	1900	2000	1	2000	2200	1800	2400	1800
		1.5	1000						1.5	1333				
		2	750						2	1000				
		3	500						3	667				
		4	375						4	500				
	2500	1	2500	2100	1700	2200	1700	3000	1	3000	2000	1600	2100	1600
		1.5	1667						1.5	2000				
		2	1250						2	1500				
		3	833						3	1000				
		4	625						4	750				
QB 200	50	1	50	6300	5600	6900	5600	100	1	100	5800	4700	5800	4700
		1.5	33						1.5	67				
		2	25						2	50				
		3	17						3	33				
		4	13						4	25				
	250	1	250	4600	3800	4600	3800	500	1	500	3900	3100	3900	3100
		1.5	167						1.5	333				
		2	125						2	250				
		3	33						3	167				
		4	63						4	125				
	750	1	750	3500	2900	3500	2900	1000	1	1000	2800	2300	2800	2300
		1.5	500	2900	2200	2900	2200		1.5	667	2200	1600	2200	1600
		2	375	3500	2700	3500	2700		2	500				
		3	250		2900		2900		3	333	3300	2700	3300	2700
		4	188						4	250				
	1500	1	1500	2400	2000	2400	2000	2000	1	2000	2400	2000	2400	2000
		1.5	1000	1100	1000	1100	1000		1.5	1333				
		2	750	3000	2400	3000	2400		2	1000	2800	2200	2800	2200
		3	500	3000	2400	3000	2400		3	667				
		4	375						4	500				
	2500	1	2500	2300	1900	2300	1900							
		1.5	1667											
		2	1250	2600	2100	2600	2100							
		3	833											
		4	625											

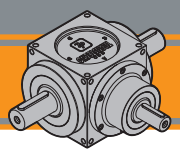

Carichi radiali e assiali

Entrata / Input

Radial and axial loads

Per carichi radiali o assiali superiori a quelli di tabella si prega di contattare il servizio tecnico

For radial or axial loads higher than those in the table, please contact technical service

QB 250

n1 [min^{-1}]	i	n_2 [min^{-1}]	Torretta A standard *Bell housing A standard* R_1 [N]	Torretta A standard *Bell housing A standard* A_1 [N]	Torretta A rinforzata *Bell housing A Strengthened* R_1 [N]	Torretta A rinforzata *Bell housing A Strengthened* A_1 [N]
50	**1**	50	10800	11100	13700	11100
	1.5	33				
	2	25				
	3	17				
	4	13				
250	**1**	250	9200	7400	9700	7400
	1.5	167				
	2	125				
	3	83				
	4	63				
750	**1**	750	7000	5500	7000	5600
	1.5	500				
	2	375				
	3	250				
	4	188				
1500	**1**	1500	4500	4500	4500	4500
	1.5	1000				
	2	750				
	3	500				
	4	375				

n1 [min^{-1}]	i	n_2 [min^{-1}]	Torretta A standard *Bell housing A standard* R_1 [N]	Torretta A standard *Bell housing A standard* A_1 [N]	Torretta A rinforzata *Bell housing A Strengthened* R_1 [N]	Torretta A rinforzata *Bell housing A Strengthened* A_1 [N]
100	**1**	100	10500	9300	11500	9300
	1.5	67				
	2	50				
	3	33				
	4	25				
500	**1**	500	7700	6300	8000	6300
	1.5	333				
	2	250				
	3	167				
	4	125				
1000	**1**	1000	6000	5000	6000	5000
	1.5	667				
	2	500				
	3	333				
	4	250				
2000	**1**	2000	4000	3500	3500	4000
	1.5	1333			4900	
	2	1000			3500	
	3	667			5500	
	4	500			5500	

QB 350

n1 [min^{-1}]	i	n_2 [min^{-1}]	Torretta A standard *Bell housing A standard* R_1 [N]	Torretta A standard *Bell housing A standard* A_1 [N]	Torretta A rinforzata *Bell housing A Strengthened* R_1 [N]	Torretta A rinforzata *Bell housing A Strengthened* A_1 [N]
50	**1**	50	13600	20500	25000	20500
	1.5	33				
	2	25				
	3	17				
	4	13				
250	**1**	250	12600	14000	20000	14000
	1.5	167				
	2	125				
	3	33				
	4	63				
750	**1**	750	12000	10400	13000	10400
	1.5	500				
	2	375				
	3	250				
	4	188				
1500	**1**	1500	9000	8700	9500	8700
	1.5	1000	10600		11000	
	2	750				
	3	500				
	4	375				

n1 [min^{-1}]	i	n_2 [min^{-1}]	Torretta A standard *Bell housing A standard* R_1 [N]	Torretta A standard *Bell housing A standard* A_1 [N]	Torretta A rinforzata *Bell housing A Strengthened* R_1 [N]	Torretta A rinforzata *Bell housing A Strengthened* A_1 [N]
100	**1**	100	13200	18000	22000	18000
	1.5	67				
	2	50				
	3	33				
	4	25				
500	**1**	500	12300	11500	14000	11500
	1.5	333				
	2	250				
	3	167				
	4	125				
1000	**1**	1000	11500	9700	12000	9700
	1.5	667				
	2	500				
	3	333				
	4	250				

Carichi radiali e assiali

Entrata / Input

Radial and axial loads

Quando il carico radiale risultante non è applicato sulla mezzeria dell'albero occorre calcolare quello effettivo con la seguente formula:

When the resulting radial load is not applied on the centre line of the shaft it is necessary to calculate the effective load with the following formula:

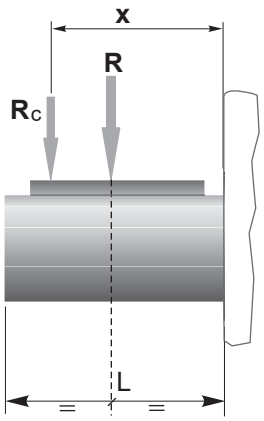

$$R_c = \frac{R \cdot a}{(b+x)} \leq R_{..MAX}$$

$$R \leq R_c$$

a, b = valori riportati nella tabella
a, b = values given in the table

	i	Torretta A standard *Bell housing A standard* a	b	R_{max} [N]	Torretta A rinforzata *Bell housing A Strengthened* a	b	R_{max} [N]
QB54	1	55	43.5	*	61	43.5	*
	1.5			600			600
	2						
	3						
	4						
QB86	1	63.5	48.5	1500	73.5	48.5	2000
	1.5						
	2						
	3						
	4						
QB110	1	83	63	2100	90.5	63	2800
	1.5						
	2						
	3						
	4						
QB134	1	98	73	2600	106	73	3800
	1.5						
	2						
	3						
	4						
QB166	1	110	77.5	4300	122.5	77.5	5900
	1.5						
	2						
	3						
	4						
QB200	1	128	86	6300	141	86	6900
	1.5						
	2						
	3						
	4						
QB250	1	150.5	100.5	10800	170.5	100.5	13700
	1.5						
	2						
	3						
	4						
QB350	1	222.5	162.5	13600	247.5	162.5	25000
	1.5						
	2						
	3						
	4						

* Contattare il servizio tecnico
** Contact technical service*

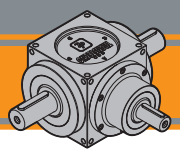

Carichi radiali e assiali — Uscita / Output — *Radial and axial loads*

Per carichi radiali o assiali superiori a quelli di tabella si prega di contattare il servizio tecnico

For radial or axial loads higher than those in the table, please contact technical service

	n1 [min⁻¹]	i	n_2 [min⁻¹]	Asse B-C integrale *Integral axis B-C* R_2 [N]	Asse B-C integrale *Integral axis B-C* A_2 [N]	Asse B-C con Torrette *Axis B-C with bell housings* R_2 [N]	Asse B-C con Torrette *Axis B-C with bell housings* A_2 [N]
QB 54	50	1	50	470		*	*
		1.5	33				
		2	25	650	530	650	530
		3	17				
		4	13				
	250	1	250	*	*	*	*
		1.5	167			360	350
		2	125	440	350	20	230
		3	83			440	350
		4	63				
	750	1	750	*	*	*	*
		1.5	500	300		*	270
		2	375	270	270	*	*
		3	250	330		290	270
		4	188			330	
	1500	1	1500	*	*	*	*
		1.5	1000	160	160		
		2	750	170	180		
		3	500	280	230	120	220
		4	375			280	
	2500	1	2500	*	*	*	*
		1.5	1667	80	80		
		2	1250	140	140		
		3	833	240	200	20	200
		4	625			240	
QB 86	50	1	50	2000	1600	2000	1600
		1.5	33				
		2	25				
		3	17				
		4	13				
	250	1	250	1400	1500	1400	2400
		1.5	167				
		2	125				
		3	33				
		4	63				
	750	1	750	1000	900	1000	1600
		1.5	500				
		2	375				
		3	250				
		4	188				
	1500	1	1500	1000	700	900	1300
		1.5	1000				
		2	750				
		3	500				
		4	375				
	2500	1	2500	800	600	800	800
		1.5	1667				
		2	1250				
		3	833				
		4	625				

	n1 [min⁻¹]	i	n_2 [min⁻¹]	Asse B-C integrale *Integral axis B-C* R_2 [N]	Asse B-C integrale *Integral axis B-C* A_2 [N]	Asse B-C con Torrette *Axis B-C with bell housings* R_2 [N]	Asse B-C con Torrette *Axis B-C with bell housings* A_2 [N]
QB 54	100	1	100	120	160	*	*
		1.5	67			550	
		2	50	550	440	450	440
		3	33			550	
		4	25				
	500	1	500	*	*	*	*
		1.5	333	370		200	300
		2	250	340	300	*	*
		3	167	370		370	300
		4	125				
	1000	1	1000	*	*	*	*
		1.5	667	230		*	*
		2	500	220	250	*	*
		3	333	310		250	250
		4	250			310	
	2000	1	2000	*	*	*	*
		1.5	1333	110	100		
		2	1000	140	150		
		3	667	260	210	90	210
		4	500			260	
	3000	1	3000	*	*	*	*
		1.5	2000				
		2	1500	120	120		
		3	1000	230	190	20	190
		4	750			220	
QB 86	100	1	100	1700	1400	1700	1400
		1.5	67				
		2	50				
		3	33				
		4	25				
	500	1	500	1100	1100	1100	1800
		1.5	333				
		2	250				
		3	167				
		4	125				
	1000	1	1000	1000	800	1000	1400
		1.5	667				
		2	500				
		3	333				
		4	250				
	2000	1	2000	800	700	800	1000
		1.5	1333				
		2	1000				
		3	667				
		4	500				
	3000	1	3000	700	600	700	700
		1.5	2000				
		2	1500				
		3	1000				
		4	750				

* Contattare il servizio tecnico

** Contact technical service*

Carichi radiali e assiali — Uscita / Output — *Radial and axial loads*

Per carichi radiali o assiali superiori a quelli di tabella si prega di contattare il servizio tecnico

For radial or axial loads higher than those in the table, please contact technical service

	n1 [min^{-1}]	i	n_2 [min^{-1}]	Asse B-C integrale *Integral axis B-C* R_2 [N]	Asse B-C integrale *Integral axis B-C* A_2 [N]	Asse B-C con Torrette *Axis B-C with bell housings* R_2 [N]	Asse B-C con Torrette *Axis B-C with bell housings* A_2 [N]
QB 110	50	1	50	2800	2300	2800	2300
		1.5	33				
		2	25				
		3	17				
		4	13				
	250	1	250	1900	3100	2000	3200
		1.5	167				
		2	125				
		3	83				
		4	63				
	750	1	750	1400	2100	1400	2300
		1.5	500				
		2	375				
		3	250				
		4	188				
	1500	1	1500	1200	1800	1200	1900
		1.5	1000				
		2	750				
		3	500				
		4	375				
	2500	1	2500	1100	1500	1100	1600
		1.5	1667				
		2	1250				
		3	833				
		4	625				
QB 134	50	1	50	3800	3100	3800	3100
		1.5	33				
		2	25				
		3	17				
		4	13				
	250	1	250	2600	3700	2600	4200
		1.5	167				
		2	125				
		3	33				
		4	63				
	750	1	750	1900	2500	1900	2800
		1.5	500				
		2	375				
		3	250				
		4	188				
	1500	1	1500	1600	1900	1600	2400
		1.5	1000				
		2	750				
		3	500				
		4	375				
	2500	1	2500	1400	1700	1400	2000
		1.5	1667				
		2	1250				
		3	833				
		4	625				

	n1 [min^{-1}]	i	n_2 [min^{-1}]	Asse B-C integrale *Integral axis B-C* R_2 [N]	Asse B-C integrale *Integral axis B-C* A_2 [N]	Asse B-C con Torrette *Axis B-C with bell housings* R_2 [N]	Asse B-C con Torrette *Axis B-C with bell housings* A_2 [N]
QB 110	100	1	100	2400	1900	2400	1900
		1.5	67				
		2	50				
		3	33				
		4	25				
	500	1	500	1600	2400	1700	2500
		1.5	333				
		2	250				
		3	167				
		4	125				
	1000	1	1000	1300	2000	1300	2100
		1.5	667				
		2	500				
		3	333				
		4	250				
	2000	1	2000	1100	1500	1100	1700
		1.5	1333				
		2	1000				
		3	667				
		4	500				
	3000	1	3000	1000	1400	1000	1500
		1.5	2000				
		2	1500				
		3	1000				
		4	750				
QB 134	100	1	100	3200	2600	3200	2600
		1.5	67				
		2	50				
		3	33				
		4	25				
	500	1	500	2100	2700	2300	3200
		1.5	333				
		2	250				
		3	167				
		4	125				
	1000	1	1000	1800	2300	1800	2600
		1.5	667				
		2	500				
		3	333				
		4	250				
	2000	1	2000	1500	1800	1500	2200
		1.5	1333				
		2	1000				
		3	667				
		4	500				
	3000	1	3000	1400	1100	1400	1100
		1.5	2000				
		2	1500				
		3	1000				
		4	750				

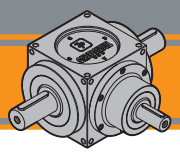

Carichi radiali e assiali

Uscita / Output

Radial and axial loads

Per carichi radiali o assiali superiori a quelli di tabella si prega di contattare il servizio tecnico

For radial or axial loads higher than those in the table, please contact technical service

	n1 [min^{-1}]	i	n_2 [min^{-1}]	Asse B-C integrale *Integral axis B-C* R_2 [N]	Asse B-C integrale *Integral axis B-C* A_2 [N]	Asse B-C con Torrette *Axis B-C with bell housings* R_2 [N]	Asse B-C con Torrette *Axis B-C with bell housings* A_2 [N]
QB 166	50	1	50	5900	4800	5900	4800
		1.5	33				
		2	25				
		3	17				
		4	13				
	250	1	250	4500	3200	4000	3200
		1.5	167				
		2	125				
		3	83				
		4	63				
	750	1	750	4200	2400	3000	2400
		1.5	500				
		2	375				
		3	250				
		4	188				
	1500	1	1500	2500	2100	2500	2100
		1.5	1000				
		2	750				
		3	500				
		4	375				
	2500	1	2500	2200	1800	2200	1800
		1.5	1667				
		2	1250				
		3	833				
		4	625				
QB 200	50	1	50	6900	5600	6900	5600
		1.5	33				
		2	25				
		3	17				
		4	13				
	250	1	250	4600	3800	4600	3800
		1.5	167				
		2	125				
		3	33				
		4	63				
	750	1	750	4000	2900	3500	2900
		1.5	500				
		2	375				
		3	250				
		4	188				
	1500	1	1500	3000	2400	2800	2400
		1.5	1000				
		2	750				
		3	500				
		4	375				
	2500	1	2500	2600	2100	2600	2100
		1.5	1667				
		2	1250				
		3	833				
		4	625				

	n1 [min^{-1}]	i	n_2 [min^{-1}]	Asse B-C integrale *Integral axis B-C* R_2 [N]	Asse B-C integrale *Integral axis B-C* A_2 [N]	Asse B-C con Torrette *Axis B-C with bell housings* R_2 [N]	Asse B-C con Torrette *Axis B-C with bell housings* A_2 [N]
	100	1	100	5000	4000	5000	4000
		1.5	67				
		2	50				
		3	33				
		4	25				
	500	1	500	4500	2700	3300	2700
		1.5	333				
		2	250				
		3	167				
		4	125				
	1000	1	1000	2800	2300	2800	2300
		1.5	667				
		2	500				
		3	333				
		4	250				
	2000	1	2000	2400	1900	2400	1900
		1.5	1333				
		2	1000				
		3	667				
		4	500				
	3000	1	3000	2100	1700	2100	1700
		1.5	2000				
		2	1500				
		3	1000				
		4	750				
	100	1	100	5800	4700	5800	4700
		1.5	67				
		2	50				
		3	33				
		4	25				
	500	1	500	4600	3200	3900	3200
		1.5	333				
		2	250				
		3	167				
		4	125				
	1000	1	1000	3300	2700	3100	2700
		1.5	667				
		2	500				
		3	333				
		4	250				
	2000	1	2000	2800	2200	2700	2200
		1.5	1333				
		2	1000				
		3	667				
		4	500				

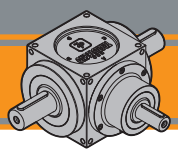

Carichi radiali e assiali

Uscita / Output

Radial and axial loads

Per carichi radiali o assiali superiori a quelli di tabella si prega di contattare il servizio tecnico

For radial or axial loads higher than those in the table, please contact technical service

QB 250

n1 [min^{-1}]	i	n_2 [min^{-1}]	Asse B-C integrale *Integral axis B-C* R_2 [N]	Asse B-C integrale *Integral axis B-C* A_2 [N]	Asse B-C con Torrette *Axis B-C with bell housings* R_2 [N]	Asse B-C con Torrette *Axis B-C with bell housings* A_2 [N]
50	**1**	50	13700	11100	13700	11100
	1.5	33				
	2	25				
	3	17				
	4	13				
250	**1**	250	9500	7400	9200	7400
	1.5	167				
	2	125				
	3	83				
	4	63				
750	**1**	750	8500	5600	7000	5600
	1.5	500				
	2	375				
	3	250				
	4	188				
1500	**1**	1500	5900	4700	5500	4700
	1.5	1000				
	2	750				
	3	500				
	4	375				

n1 [min^{-1}]	i	n_2 [min^{-1}]	Asse B-C integrale *Integral axis B-C* R_2 [N]	Asse B-C integrale *Integral axis B-C* A_2 [N]	Asse B-C con Torrette *Axis B-C with bell housings* R_2 [N]	Asse B-C con Torrette *Axis B-C with bell housings* A_2 [N]
100	**1**	100	11500	9300	11500	9300
	1.5	67				
	2	50				
	3	33				
	4	25				
500	**1**	500	9200	6300	7700	6300
	1.5	333				
	2	250				
	3	167				
	4	125				
1000	**1**	1000	6500	5300	6500	5300
	1.5	667				
	2	500				
	3	333				
	4	250				
2000	**1**	2000	5500	4400	5000	4400
	1.5	1333				
	2	1000				
	3	667				
	4	500				

QB 350

n1 [min^{-1}]	i	n_2 [min^{-1}]	R_2 [N]	A_2 [N]	R_2 [N]	A_2 [N]
50	**1**	50	20800	37000	22100	25000
	1.5	33				
	2	25				
	3	17				
	4	13				
250	**1**	250	19900	18700	20000	17000
	1.5	167		24000		
	2	125				
	3	33				
	4	63				
750	**1**	750	13000	8400	13500	11500
	1.5	500	16000	14000		
	2	375				
	3	250				
	4	188				
1500	**1**	1500	9700	5100	11000	8900
	1.5	1000	11000	8900		
	2	750				
	3	500				
	4	375				

n1 [min^{-1}]	i	n_2 [min^{-1}]	R_2 [N]	A_2 [N]	R_2 [N]	A_2 [N]
100	**1**	100	20100	32000	21600	22000
	1.5	67				
	2	50				
	3	33				
	4	25				
500	**1**	500	14100	8400	16000	13500
	1.5	333	19000	18000		
	2	250				
	3	167				
	4	125				
1000	**1**	1000	12200	8000	12200	9900
	1.5	667		9900		
	2	500				
	3	333				
	4	250				

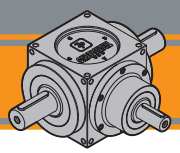

Carichi radiali e assiali — Uscita / Output — *Radial and axial loads*

Quando il carico radiale risultante non è applicato sulla mezzeria dell'albero occorre calcolare quello effettivo con la seguente formula:

When the resulting radial load is not applied on the centre line of the shaft it is necessary to calculate the effective load with the following formula:

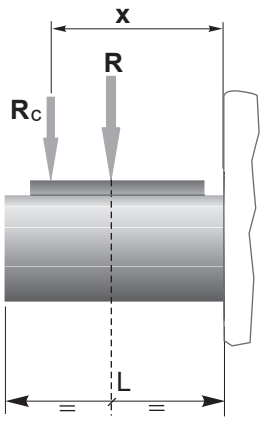

$$R_c = \frac{R \cdot a}{(b+x)} \leq R_{..MAX}$$

$$R \leq R_c$$

a, b = valori riportati nella tabella
a, b = values given in the table

	i	Asse B-C integrale *Integral axis B-C* a	b	R_{max} [N]	Asse B-C con Torrette *Axis B-C with bell housings* a	b	R_{max} [N]
QB54	1	81	63.5	470	59.5	42	*
	1.5			650			650
	2						
	3						
	4						
QB86	1	120	95	2000	73.5	48.5	2000
	1.5						
	2						
	3						
	4						
QB110	1	145	117.5	2800	90.5	63	2800
	1.5						
	2						
	3						
	4						
QB134	1	177	144.5	3800	106	73	3800
	1.5						
	2						
	3						
	4						
QB166	1	221.5	176.5	5900	122.5	77.5	5900
	1.5						
	2						
	3						
	4						
QB200	1	268	213	6900	141	86	6900
	1.5						
	2						
	3						
	4						
QB250	1	325	255	13700	170.5	100.5	13700
	1.5						
	2						
	3						
	4						
QB350	1	445.5	360.5	20800	247.5	162.5	22100
	1.5						
	2						
	3						
	4						

* Contattare il servizio tecnico
* *Contact technical service*

Dati tecnici

Technical data

	i	n_1 [min^{-1}]	n_2 [min^{-1}]	M_{n2} [Nm]	P_{n1} [kW]	n_1 [min^{-1}]	n_2 [min^{-1}]	M_{n2} [Nm]	P_{n1} [kW]	n_1 [min^{-1}]	n_2 [min^{-1}]	M_{n2} [Nm]	P_{n1} [kW]	n_1 [min^{-1}]	n_2 [min^{-1}]	M_{n2} [Nm]	P_{n1} [kW]	n_1 [min^{-1}]	n_2 [min^{-1}]	M_{n2} [Nm]	P_{n1} [kW]
QB 54	1	50	50	27	0.15	100	100	26	0.28	250	250	25	0.68	500	500	22.5	1.2	750	750	20	1.6
	1.5		33	13	0.05		67	12.5	0.09		167	12	0.22		333	11.5	0.42		500	11.5	0.63
	2		25	19	0.05		50	18.5	0.10		125	18	0.25		250	16	0.44		375	14.5	0.59
	3		17	10	0.02		33	10	0.04		83	9.5	0.09		167	9.5	0.17		250	9.5	0.26
	4		13	7	0.01		25	6.5	0.02		63	6.5	0.04		125	6.5	0.09		188	6.5	0.13
QB 86	1	50	50	72	0.39	100	100	70	0.76	250	250	68	1.9	500	500	66	3.6	750	750	64	5.2
	1.5		33	56	0.20		67	55	0.40		167	54	1.0		333	53	1.9		500	52	2.8
	2		25	53	0.14		50	52	0.28		125	51	0.70		250	50	1.4		375	49	2.0
	3		17	38	0.07		33	38	0.14		33	37	0.13		167	37	0.67		250	36	1.0
	4		13	23	0.03		25	22	0.06		63	22	0.15		125	22	0.30		188	21	0.4
QB 110	1	50	50	140	0.76	100	100	135	1.5	250	250	130	3.5	500	500	120	6.5	750	750	115	9.4
	1.5		33	122	0.44		67	120	0.87		167	117	2.1		333	113	4.1		500	110	6.0
	2		25	110	0.30		50	108	0.59		125	105	1.4		250	100	2.7		375	95	3.9
	3		17	80	0.15		33	80	0.29		83	78	0.71		167	76	1.4		250	74	2.0
	4		13	65	0.09		25	63	0.17		63	60	0.41		125	56	0.76		188	54	1.1
QB 134	1	50	50	260	1.4	100	100	255	2.8	250	250	245	6.7	500	500	220	12	750	750	215	18
	1.5		33	235	0.85		67	230	1.7		167	220	4.0		333	200	7.3		500	195	11
	2		25	205	0.56		50	200	1.1		125	195	2.7		250	180	4.9		375	175	7.2
	3		17	155	0.29		33	150	0.55		83	145	1.3		167	140	2.5		250	135	3.7
	4		13	120	0.17		25	115	0.31		63	110	0.75		125	106	1.4		188	104	2.1
QB 166	1	50	50	610	3.3	100	100	600	6.5	250	250	590	16	500	500	545	30	750	750	530	43
	1.5		33	520	1.9		67	510	3.7		167	490	8.9		333	450	16		500	440	24
	2		25	500	1.4		50	490	2.7		125	475	6.5		250	435	12		375	425	17
	3		17	375	0.70		33	365	1.3		83	355	3.2		167	325	5.9		250	320	8.7
	4		13	320	0.45		25	310	0.85		63	300	2.0		125	275	3.7		188	270	5.5
QB 200	1	50	50	1250	6.8	100	100	1220	13	250	250	1115	30	500	500	1015	55	750	750	950	78
	1.5		33	1100	4.0		67	1070	7.8		167	980	18		333	910	33		500	850	46
	2		25	1000	2.7		50	980	5.3		125	900	12		250	830	23		375	775	32
	3		17	685	1.3		33	670	2.4		83	650	5.9		167	600	11		250	550	15
	4		13	540	0.77		25	530	1.45		63	510	3.5		125	470	6.4		188	435	8.9
QB 250	1	50	50	2500	14	100	100	2450	27	250	250	2250	61	500	500	2000	109	750	750	1750	143
	1.5		33	1800	6.5		67	1750	13		167	1600	29		333	1570	57		500	1450	79
	2		25	1830	5.0		50	1800	9.8		125	1650	22		250	1600	44		375	1500	61
	3		17	1350	2.5		33	1320	4.8		83	1290	12		167	1200	22		250	1110	30
	4		13	1140	1.6		25	1120	3.1		63	1080	7.4		125	1000	14		188	870	18
QB 350	1	50	50	6650	36	100	100	6500	71	250	250	5800	158	500	500	5400	295	750	750	4700	384
	1.5		33	6500	23		67	6350	46		167	5800	105		333	5350	195		500	4700	256
	2		25	5200	14		50	5100	28		125	4700	64		250	4300	117		375	4000	164
	3		17	4850	9.0		33	4750	17		83	4400	40		167	4100	75		250	3800	104
	4		13	4050	5.7		25	3950	11		63	3650	25		125	3350	46		188	3150	64

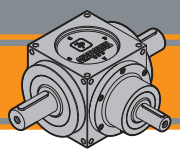

Dati tecnici

Technical data

	i	n_1 [min^{-1}]	n_2 [min^{-1}]	M_{n2} [Nm]	P_{n1} [kW]	n_1 [min^{-1}]	n_2 [min^{-1}]	M_{n2} [Nm]	P_{n1} [kW]	n_1 [min^{-1}]	n_2 [min^{-1}]	M_{n2} [Nm]	P_{n1} [kW]	n_1 [min^{-1}]	n_2 [min^{-1}]	M_{n2} [Nm]	P_{n1} [kW]	n_1 [min^{-1}]	n_2 [min^{-1}]	M_{n2} [Nm]	P_{n1} [kW]
QB 54	1	1000	1000	19	2.1	1500	1500	17	2.8	2000	2000	16	3.5	2500	2500	15	4.1	3000	3000	14	4.6
	1.5		667	11.5	0.8		1000	11	1.2		1333	10.5	1.5		1667	10	1.8		2000	10	2.2
	2		500	14	0.8		750	13	1.1		1000	12	1.3		1250	11	1.5		1500	10.5	1.7
	3		333	9	0.3		500	9	0.49		667	8.5	0.62		833	8.5	0.77		1000	8	0.87
	4		250	6	0.2		375	6	0.25		500	5.5	0.30		625	5.5	0.37		750	5.5	0.45
QB 86	1	1000	1000	62	6.8	1500	1500	60	10	2000	2000	55	12	2500	2500	52	14	3000	3000	50	16
	1.5		667	51	3.7		1000	50	5.5		1333	45	6.5		1667	42	7.6		2000	40	9
	2		500	47	2.6		750	45	3.7		1000	42	4.6		1250	40	5.5		1500	38	6.2
	3		333	36	1.3		500	35	1.9		667	33	2.4		833	32	2.9		1000	31	3.4
	4		250	21	0.6		375	21	0.9		500	20	1.1		625	19	1.3		750	19	1.6
QB 110	1	1000	1000	110	12	1500	1500	105	17	2000	2000	95	21	2500	2500	90	25	3000	3000	85	28
	1.5		667	100	7.3		1000	95	10		1333	90	13		1667	85	15		2000	80	17
	2		500	92	5.0		750	90	7.4		1000	85	9		1250	80	11		1500	75	12
	3		333	72	2.6		500	70	3.8		667	65	4.7		833	60	5.5		1000	55	6.0
	4		250	52	1.4		375	50	2.0		500	48	2.6		625	46	3.1		750	44	3.6
QB 134	1	1000	1000	210	23	1500	1500	200	33	2000	2000	180	39	2500	2500	170	46	3000	3000	165	54
	1.5		667	190	14		1000	185	20		1333	170	25		1667	165	30		2000	160	35
	2		500	170	9.3		750	165	13		1000	155	17		1250	150	20		1500	145	24
	3		333	130	4.7		500	125	6.8		667	120	8.7		833	115	10		1000	110	12
	4		250	102	2.8		375	100	4.1		500	92	5.0		625	88	6.0		750	85	7.0
QB 166	1	1000	1000	500	55	1500	1500	470	77	2000	2000	440	96	2500	2500	420	115	3000	3000	380	124
	1.5		667	430	31		1000	400	44		1333	380	55		1667	340	62		2000	320	70
	2		500	400	22		750	380	31		1000	350	38		1250	330	45		1500	300	49
	3		333	310	11		500	300	16		667	280	20		833	260	24		1000	250	27
	4		250	250	6.8		375	240	10		500	220	12		625	210	14		750	200	16
QB 200	1	1000	1000	905	99	1500	1500	810	133	2000	2000	730	159	2500	2500	650	177				
	1.5		667	800	58		1000	750	82		1333	630	92		1667	580	105				
	2		500	760	41		750	630	52		1000	600	65		1250	550	75				
	3		333	510	19		500	480	26		667	465	34		833	450	41				
	4		250	425	12		375	400	16		500	360	20		625	350	24				
QB 250	1	1000	1000	1650	180	1500	1500	1500	245	2000	2000	1400	305								
	1.5		667	1350	98		1000	1300	142		1333	1250	182								
	2		500	1380	75		750	1250	102		1000	1200	131								
	3		333	1050	38		500	980	53		667	930	68								
	4		250	815	22		375	800	33		500	780	43								
QB 350	1	1000	1000	4300	469	1500	1500	4000	654												
	1.5		667	4400	320		1000	4200	458												
	2		500	3750	205		750	3600	295												
	3		333	3550	129		500	3450	188												
	4		250	2950	80		375	2850	117												

Forme costruttive — *Constructive forms*

Tipo / Type 1

1 mm · 2.1 mm · 6.1 mm

i=	i=
1:1	1:1.5
	1:2
	1:3
	1:4

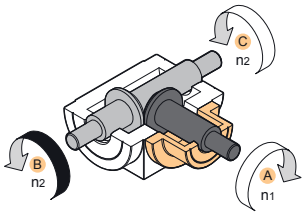

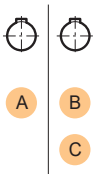

Tipo / Type 2

1 mm · 2.1 mm · 6.2 mm

i=	i=
1:1	1:1.5
	1:2
	1:3
	1:4

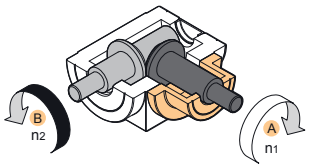

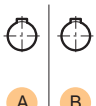

Tipo / Type 3

1 mm · 2.1 mm · 6.3 mm

i=	i=
1:1	1:1.5
	1:2
	1:3
	1:4

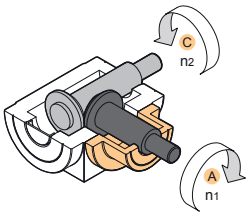

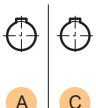

Tipo / Type 4

1 mm · 2.1 mm · 6.4 mm

i=	i=
1:1	1:1.5
	1:2
	1:3
	1:4

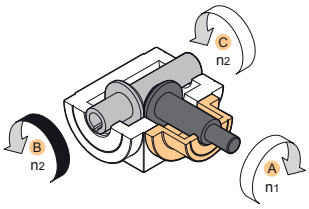

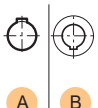

Tipo / Type 5

1 mm · 2.1 mm · 6.5 mm

i=	i=
1:1	1:1.5
	1:2
	1:3
	1:4

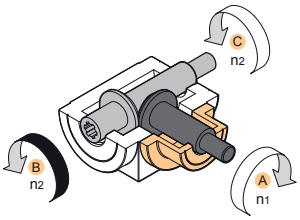

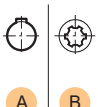

Tipo / Type 6

1 mm · 2.1 mm · 3 mm · 6.1 mm

i=	i=
1:1	1:1.5
	1:2
	1:3
	1:4

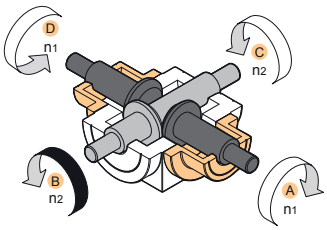

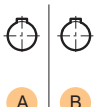

Tipo / Type 7

1 mm · 2.1 mm · 3 mm · 6.2 mm

i=	i=
1:1	1:1.5
	1:2
	1:3
	1:4

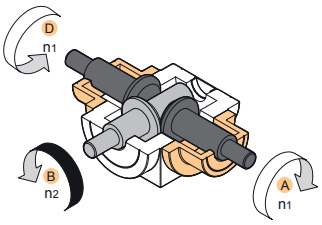

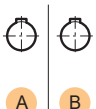

Tipo / Type 8

1 mm · 2.1 mm · 3 mm · 6.3 mm

i=	i=
1:1	1:1.5
	1:2
	1:3
	1:4

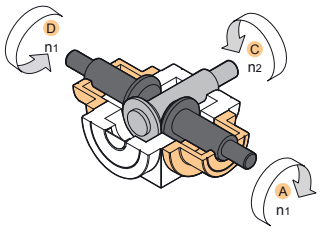

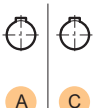

Tipo / Type 9

1 mm · 2.1 mm · 3 mm · 6.4 mm

i=	i=
1:1	1:1.5
	1:2
	1:3
	1:4

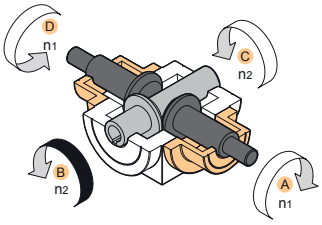

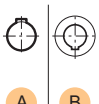

Tipo / Type 10

1 mm · 2.1 mm · 3 mm · 6.5 mm

i=	i=
1:1	1:1.5
	1:2
	1:3
	1:4

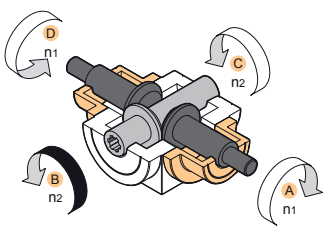

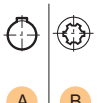

X.X mm → E26 - E57

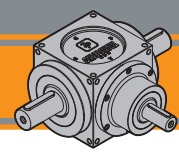

Forme costruttive

Constructive forms

Tipo *Type* 11

1 mm | 2.2 mm | 6.1 mm

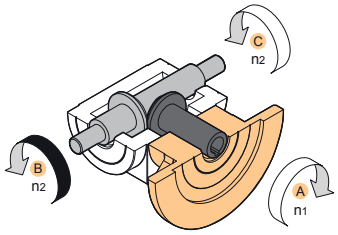

i=	i=
1:1	1:1.5
	1:2
	1:3
	1:4

A B C

Tipo *Type* 12

1 mm | 2.2 mm | 6.2 mm

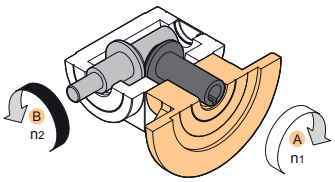

i=	i=
1:1	1:1.5
	1:2
	1:3
	1:4

A B

Tipo *Type* 13

1 mm | 2.2 mm | 6.3 mm

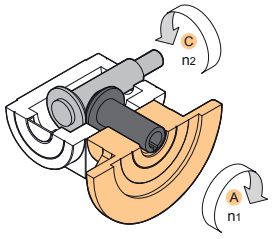

i=	i=
1:1	1:1.5
	1:2
	1:3
	1:4

A C

Tipo *Type* 14

1 mm | 2.2 mm | 6.4 mm

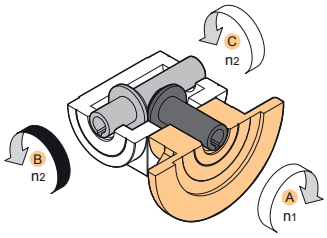

i=	i=
1:1	1:1.5
	1:2
	1:3
	1:4

A B C

Tipo *Type* 15

1 mm | 2.2 mm | 6.5 mm

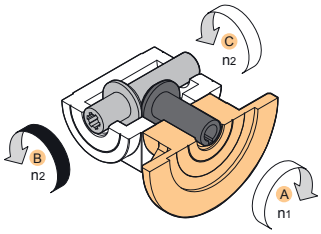

i=	i=
1:1	1:1.5
	1:2
	1:3
	1:4

A B C

Tipo *Type* 16

1 mm | 2.2 mm | 3 mm | 6.1 mm

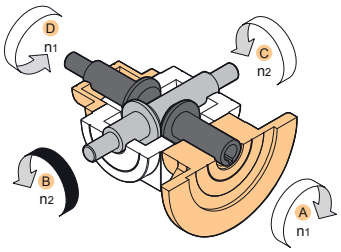

i=	i=
1:1	1:1.5
	1:2
	1:3
	1:4

A B D C

Tipo *Type* 17

1 mm | 2.2 mm | 3 mm | 6.2 mm

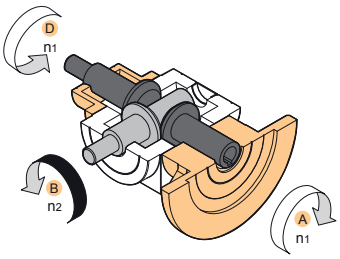

i=	i=
1:1	1:1.5
	1:2
	1:3
	1:4

A B D

Tipo *Type* 18

1 mm | 2.2 mm | 3 mm | 6.3 mm

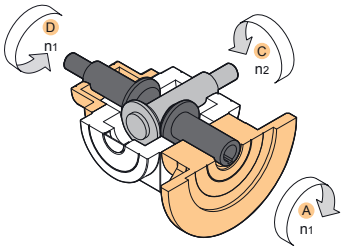

i=	i=
1:1	1:1.5
	1:2
	1:3
	1:4

A C D

Tipo *Type* 19

1 mm | 2.2 mm | 3 mm | 6.4 mm

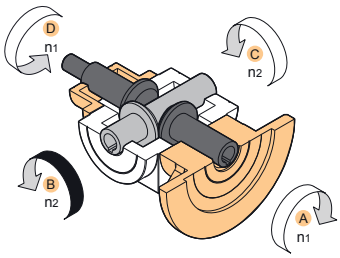

i=	i=
1:1	1:1.5
	1:2
	1:3
	1:4

A B D C

Tipo *Type* 20

1 mm | 2.2 mm | 3 mm | 6.5 mm

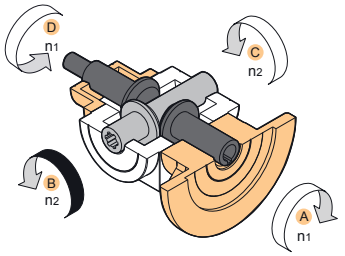

i=	i=
1:1	1:1.5
	1:2
	1:3
	1:4

A B D C

X.X mm → E26 - E57

QB

Forme costruttive

Constructive forms

Tipo / *Type* 21 → 1 mm | 2.1 mm | 6.6 mm

i=	i=
1:1	1:1.5
	1:2
	1:3
	1:4

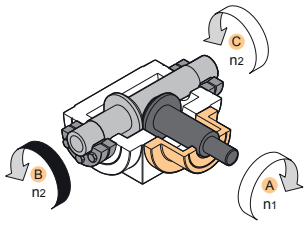

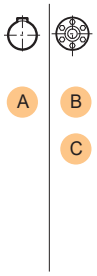

Tipo / *Type* 22 → 1 mm | 2.1 mm | 3 mm | 6.6 mm

i=	i=
1:1	1:1.5
	1:2
	1:3
	1:4

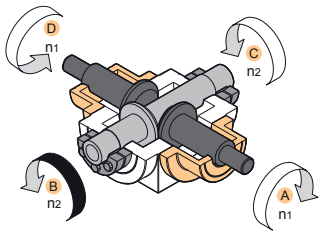

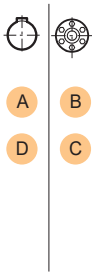

Tipo / *Type* 23 → 1 mm | 2.2 mm | 6.6 mm

i=	i=
1:1	1:1.5
	1:2
	1:3
	1:4

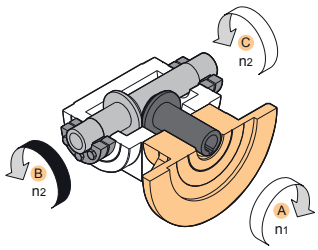

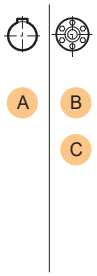

Tipo / *Type* 24 → 1 mm | 2.2 mm | 3 mm | 6.6 mm

i=	i=
1:1	1:1.5
	1:2
	1:3
	1:4

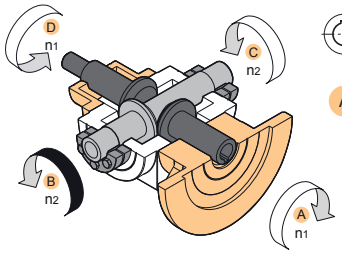

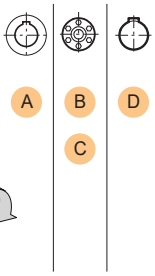

Tipo / *Type* 25 | 26 | 27 → 1 mm | 2.1 mm | 7.2 mm

i=	i=
1:1	1:1.5
	1:2
	1:3
	1:4

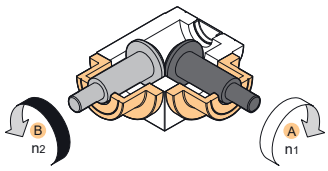

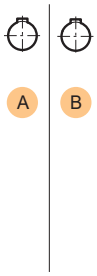

Tipo / *Type* 28 | 29 | 30 → 1 mm | 2.1 mm | 7.1 mm

i=	i=
1:1	1:1.5
	1:2
	1:3
	1:4

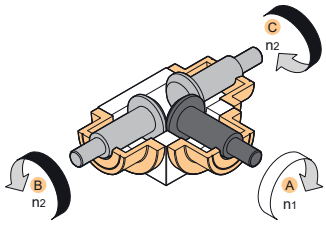

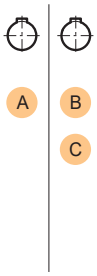

Tipo / *Type* 31 | 32 | 33 → 1 mm | 2.1 mm | 3 mm | 7.1 mm

i=	i=
1:1	1:1.5
	1:2
	1:3
	1:4

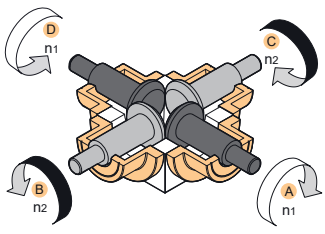

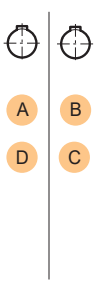

X.X mm → E26 - E57

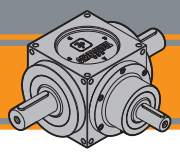

Forme costruttive — *Constructive forms*

Tipo / Type 34

1 mm | 2.1 mm | 4 mm | 6.4 mm

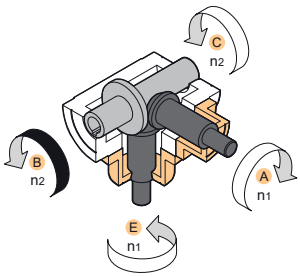

i=	A	B
1:1.5	E	C
1:2		
1:3		
1:4		

Tipo / Type 35

1 mm | 2.1 mm | 4 mm | 6.5 mm

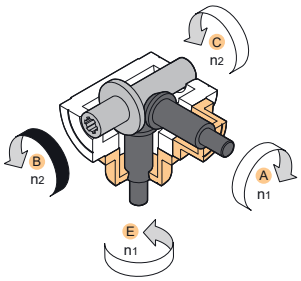

i=	A	B
1:1.5	E	C
1:2		
1:3		
1:4		

Tipo / Type 36

1 mm | 2.1 mm | 3 mm | 4 mm | 6.4 mm

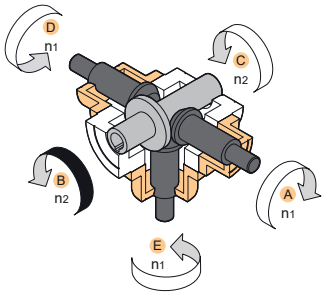

i=	A	B
1:1.5	D	C
1:2	E	
1:3		
1:4		

Tipo / Type 37

1 mm | 2.1 mm | 3 mm | 4 mm | 6.5 mm

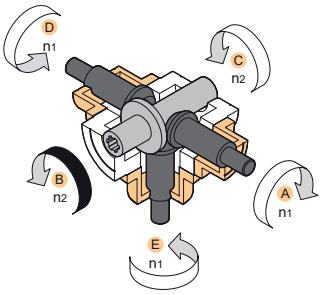

i=	A	B
1:1.5	D	C
1:2	E	
1:3		
1:4		

Tipo / Type 38

1 mm | 2.1 mm | 3 mm | 4 mm | 5 mm | 6.4 mm

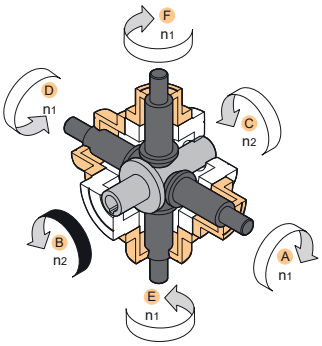

i=	A	B
1:1.5	D	C
1:2	E	
1:3	F	
1:4		

Tipo / Type 39

1 mm | 2.1 mm | 3 mm | 4 mm | 5 mm | 6.5 mm

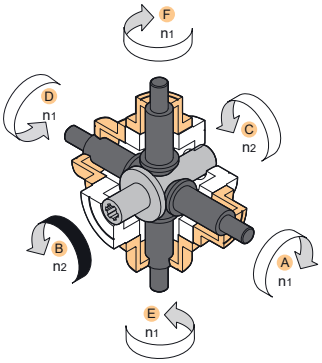

i=	A	B
1:1.5	D	C
1:2	E	
1:3	F	
1:4		

Tipo / Type 40

1 mm | 2.1 mm | 4 mm | 6.1 mm

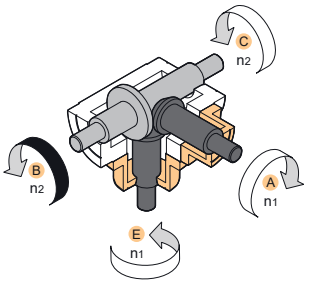

i=	A	B
1:1.5	E	C
1:2		
1:3		
1:4		

Tipo / Type 41

1 mm | 2.1 mm | 4 mm | 6.2 mm

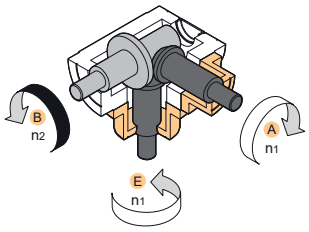

i=	A	B
1:1.5	E	
1:2		
1:3		
1:4		

X.X mm → E26 - E57

Forme costruttive

Constructive forms

Tipo / Type 42

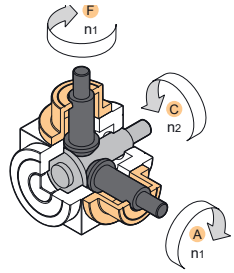

i=

1:1.5
1:2
1:3
1:4

A C F

Tipo / Type 43

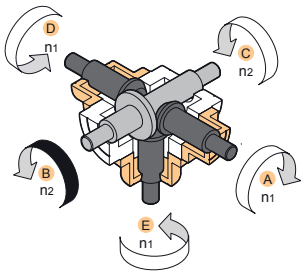

i=

1:1.5
1:2
1:3
1:4

A B D C E

Tipo / Type 44

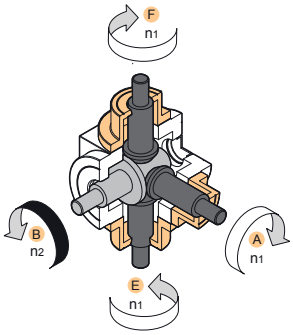

i=

1:1.5
1:2
1:3
1:4

A B E F

Tipo / Type 45

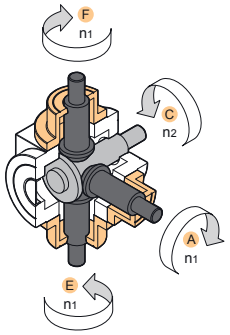

i=

1:1.5
1:2
1:3
1:4

A C E F

Tipo / Type 46

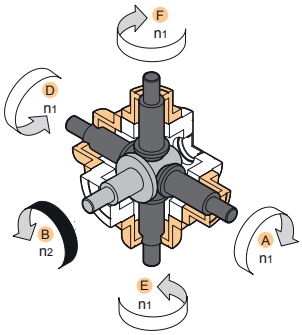

i=

1:1.5
1:2
1:3
1:4

A B D E F

Tipo / Type 47

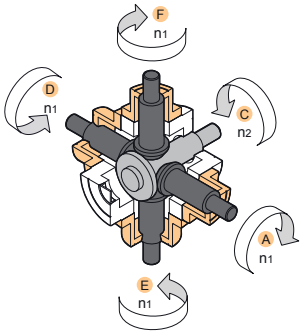

i=

1:1.5
1:2
1:3
1:4

A C D E F

Tipo / Type 48

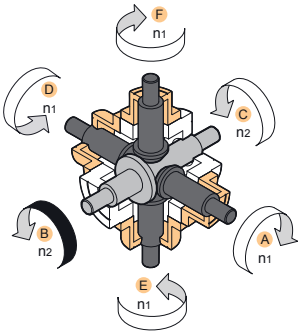

i=

1:1.5
1:2
1:3
1:4

A B D C E F

X.X mm → E26 - E57

Forme costruttive — *Constructive forms*

Tipo *Type* 49



Moltiplica *Speed Multiplier*

i=

1.5:1
2:1
3:1
4:1

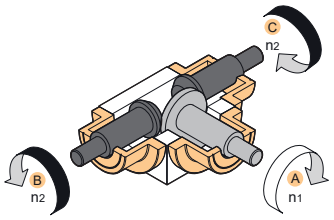

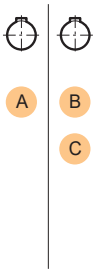

Tipo *Type* 50



Moltiplica *Speed Multiplier*

(*) Forma costruttiva simile alla 28 / 29 / 30.
This type similar to type 28-29-30

i=

1.5:1
2:1
3:1
4:1

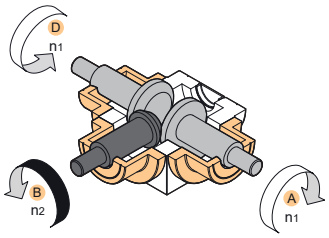

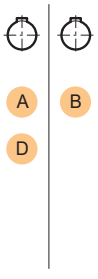

Tipo *Type* 51



Moltiplica *Speed Multiplier*

i=

1.5:1
2:1
3:1
4:1

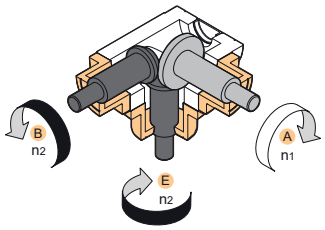

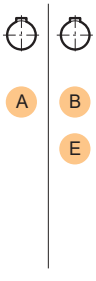

Tipo *Type* 52



Moltiplica *Speed Multiplier*

i=

1.5:1
2:1
3:1
4:1

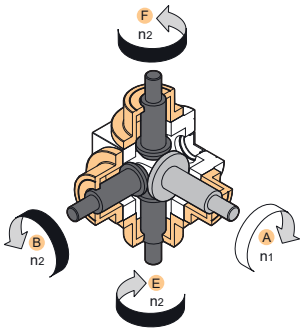

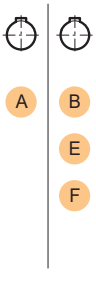

Tipo *Type* 53



Moltiplica *Speed Multiplier*

i=

1.5:1
2:1
3:1
4:1

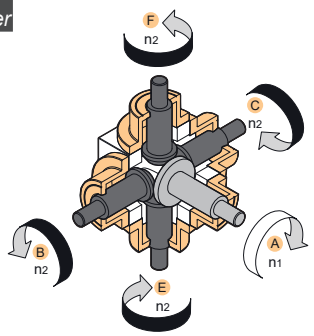

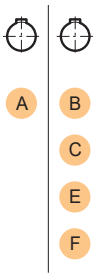

Tipo *Type* 54



Moltiplica *Speed Multiplier*

i=

1.5:1
2:1
3:1
4:1

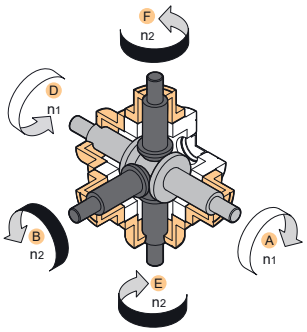

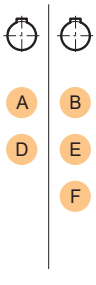

Tipo *Type* 55



Moltiplica *Speed Multiplier*

i=

1.5:1
2:1
3:1
4:1

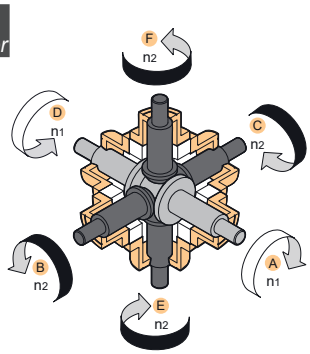

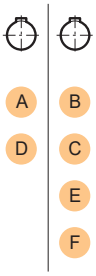



Forme costruttive — *Constructive forms*

Tipo *Type* 56

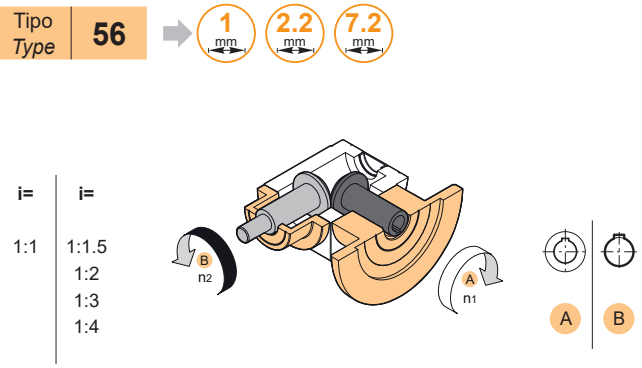

Tipo *Type* 57

Tipo *Type* 58

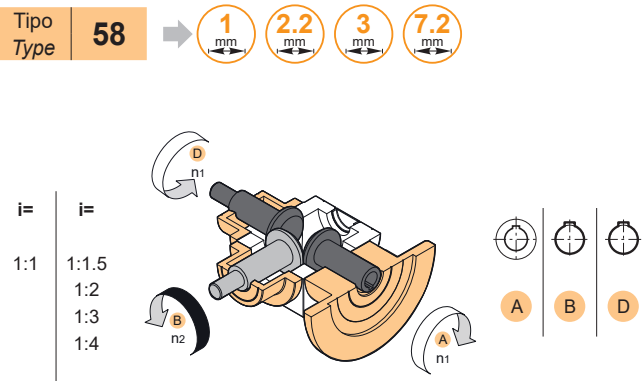

Tipo *Type* 59

Tipo *Type* 60

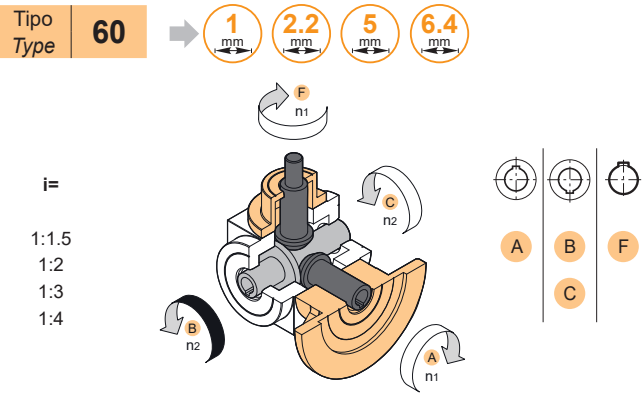

Tipo *Type* 61

Tipo *Type* 62

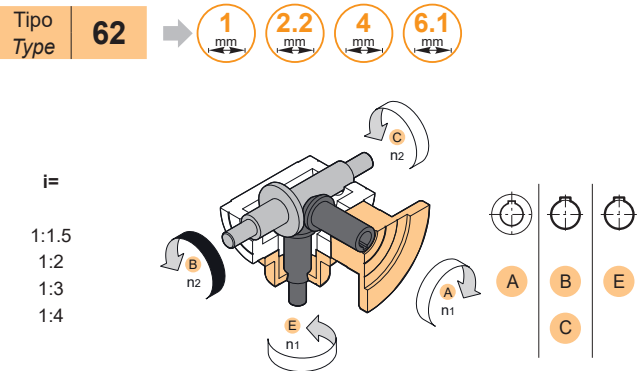

Tipo *Type* 63

X.X mm → E26 - E57

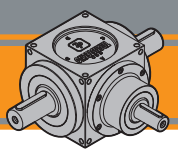

Forme costruttive — *Constructive forms*

Tipo *Type* 64

1 mm · 2.2 mm · 4 mm · 6.4 mm

i=
1:1.5
1:2
1:3
1:4

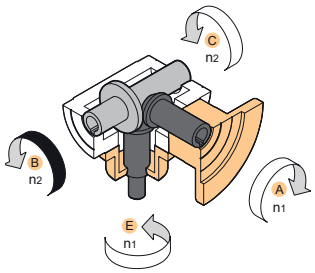

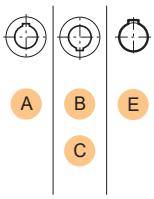

Tipo *Type* 65

1 mm · 2.2 mm · 3 mm · 4 mm · 5 mm · 6.4 mm

i=
1:1.5
1:2
1:3
1:4

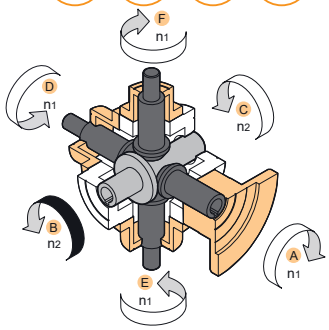

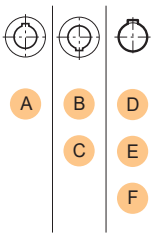

Tipo *Type* 66

1 mm · 2.2 mm · 3 mm · 4 mm · 6.4 mm

i=
1:1.5
1:2
1:3
1:4

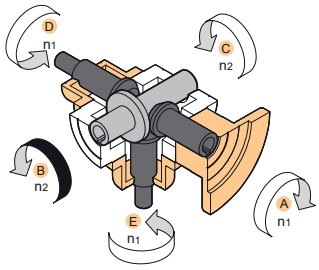

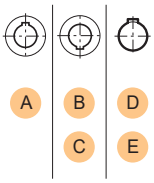

Tipo *Type* 67

1 mm · 2.2 mm · 5 mm · 6.3 mm

i=
1:1.5
1:2
1:3
1:4

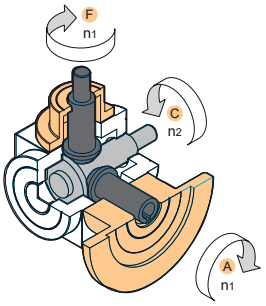

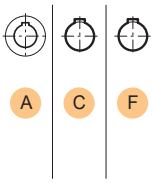

Tipo *Type* 68

1 mm · 2.2 mm · 5 mm · 6.2 mm

i=
1:1.5
1:2
1:3
1:4

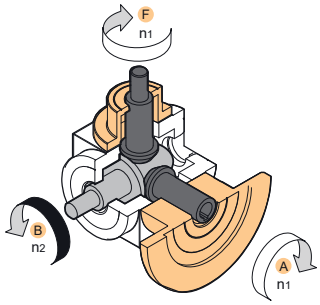

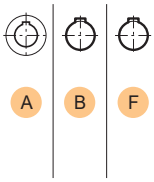

X.X mm → E26 - E57

Dimensioni — *Dimensions*

QB 54

Carter — *Casing*

1 mm

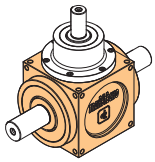

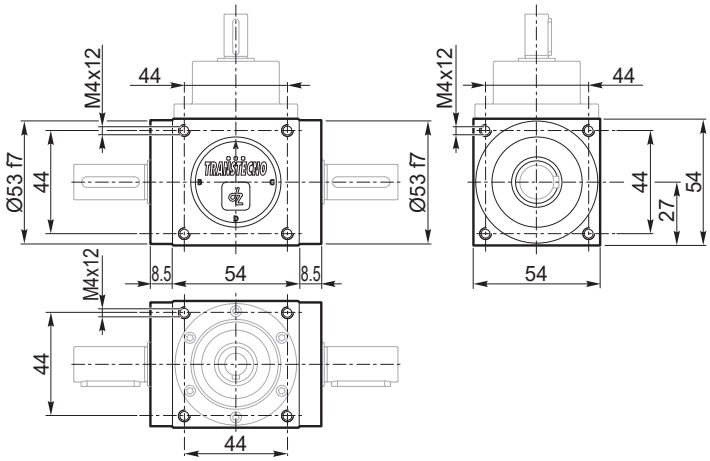

Forma costruttiva *Constructive forms*	dalla 1 alla 68 - *from 1 to 68*

Torretta A — *Bell housing A*

2.1 mm

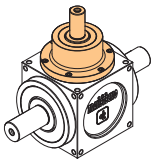

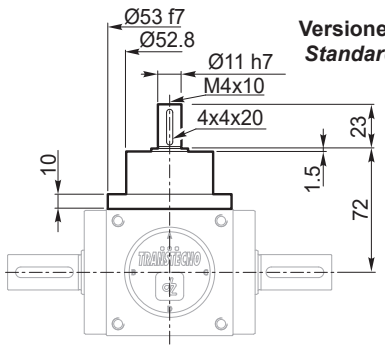

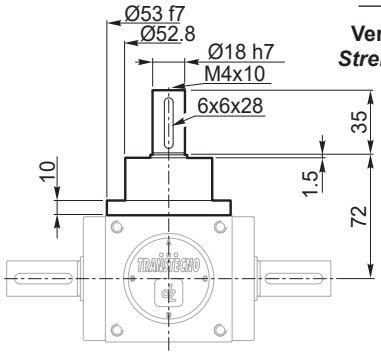

Forma costruttiva *Constructive forms*	1	2	3	4	5	6	7	8	9	10	21	22	25	26	27	28	29	30	31	32	33	34	35	36	37	38	39	40	41	42	43	44	45	46	47	48	49	50	51	52	53	54	55
Versione standard *Standard version*																																											
Versione rinforzata *Strengthened version*																																											

Disponibile / *Available*

Versione PAM
Input flange version

2.2 mm

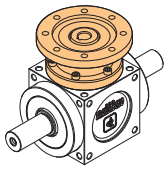

Flangia *Flange*	ØA H7	G6	G7	G8	L12	H5	H6	H7	H8	H9	P3
	Non disponibile / *Not available*										

Forma costruttiva *Constructive forms*																													

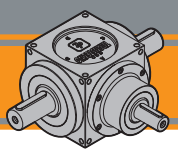

Dimensioni — *Dimensions*

QB 54

Torretta D — *Bell housing D*

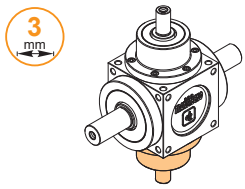

Versione standard
Standard version

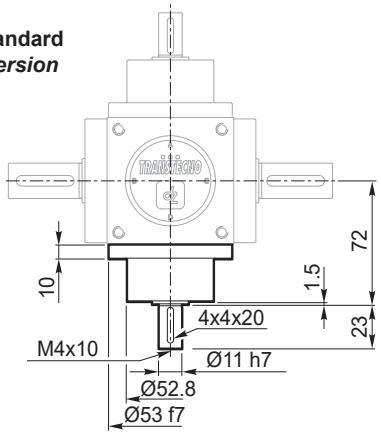

Versione rinforzata
Strengthened version

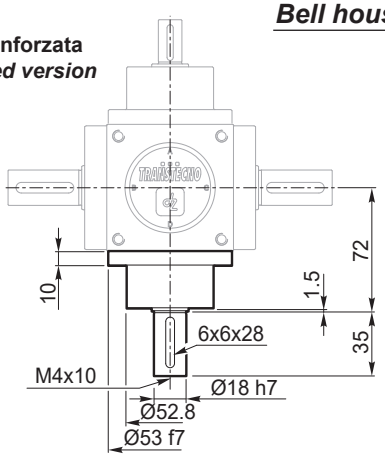

Il diametro della presa di forza della torretta D è sempre uguale al diametro della presa di forza della torretta A versione standard o rinforzata
The diameter of the power take-off of bell housing D is always the same as the diameter of the power take-off of bell housing A standard or strengthened version

Forma costruttiva *Constructive forms*	6	7	8	9	10	16	17	18	19	20	22	24	31	32	33	36	37	38	39	43	46	47	48	50	54	55	58	59	65	66
Versione standard *Standard version*																														
Versione rinforzata *Strengthened version*																														

Disponibile / *Available*

Torretta E — *Bell housing E*

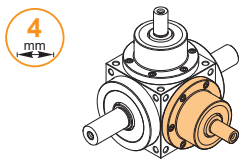

Versione standard
Standard version

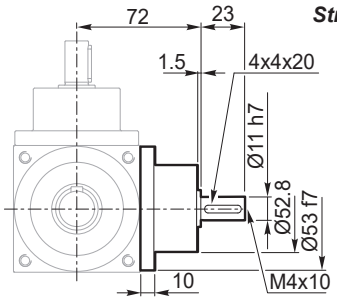

Versione rinforzata
Strengthened version

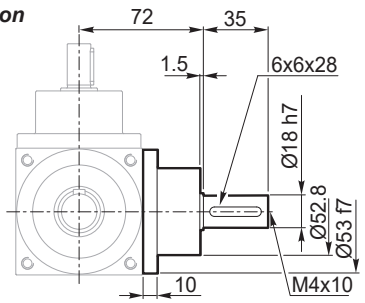

Il diametro della presa di forza della torretta E è sempre uguale al diametro della presa di forza della torretta A versione standard o rinforzata
The diameter of the power take-off of bell housing E is always the same as the diameter of the power take-off of bell housing A standard or strengthened version

Forma costruttiva *Constructive forms*	34	35	36	37	38	39	40	41	43	44	45	46	47	48	51	52	53	54	55	61	62	63	64	65	66
Versione standard *Standard version*																									
Versione rinforzata *Strengthened version*																									

Torretta F — *Bell housing F*

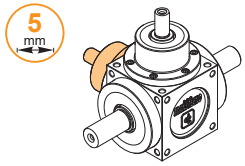

Versione standard
Standard version

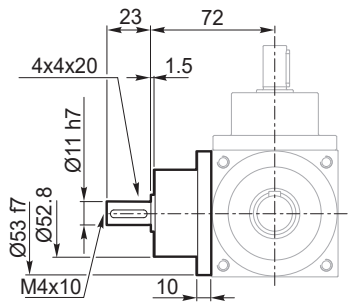

Versione rinforzata
Strengthened version

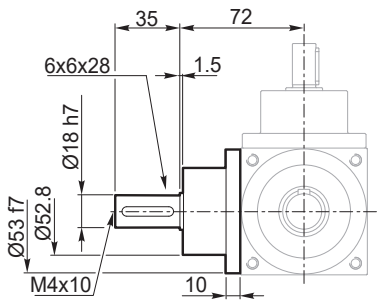

Il diametro della presa di forza della torretta F è sempre uguale al diametro della presa di forza della torretta A versione standard o rinforzata
The diameter of the power take-off of bell housing F is always the same as the diameter of the power take-off of bell housing A standard or strengthened version

Forma costruttiva *Constructive forms*	38	39	42	44	45	46	47	48	52	53	54	55	60	61	63	65	66	67
Versione standard *Standard version*																		
Versione rinforzata *Strengthened version*																		

Dimensioni — *Dimensions*

QB 54

Asse B-C integrale — *B-C single output axis*

Sporgente B-C
Protruding B-C

6.1 mm

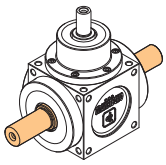

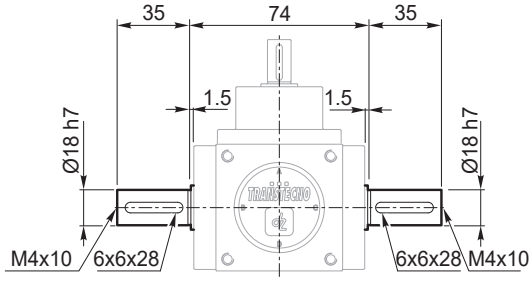

Forma costruttiva *Constructive forms*	1	6	11	16	40	43	48	62

Sporgente B
Protruding B

6.2 mm

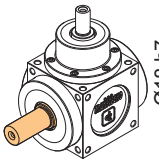

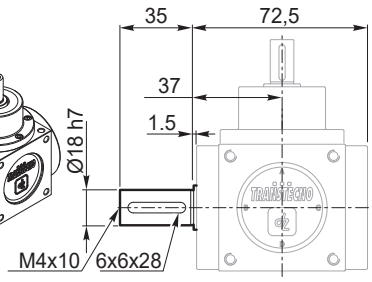

Forma costruttiva *Constructive forms*	2	7	12	17	41	44	46	68

Sporgente C
Protruding C

6.3 mm

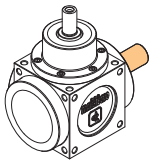

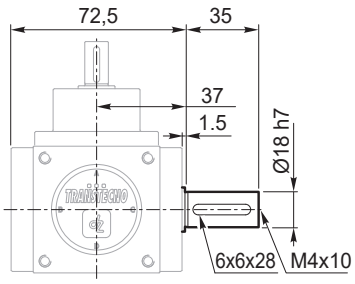

Forma costruttiva *Constructive forms*	3	8	13	18	42	45	47	67

Albero cavo con linguetta
Hollow shaft with key

6.4 mm

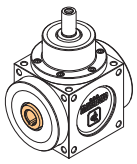

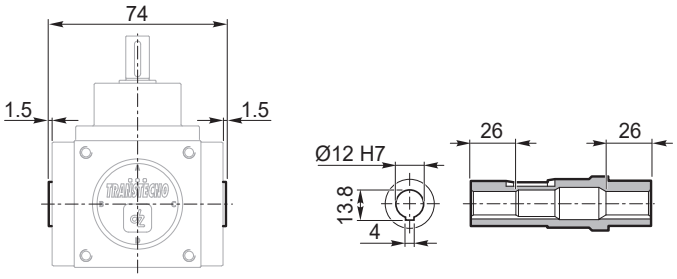

Forma costruttiva *Constructive forms*	4	9	14	19	34	36	38	60	61	64	65	66

Albero cavo scanalato UNI 8953
Groved hollow shaft UNI 8953

6.5 mm

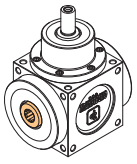

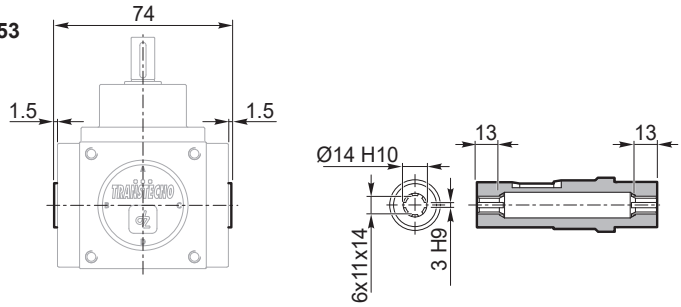

Forma costruttiva *Constructive forms*	5	10	15	20	35	37	39

Albero cavo con calettatore
Hollow shaft with shrink disc

6.6 mm

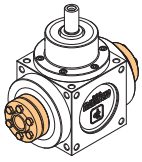

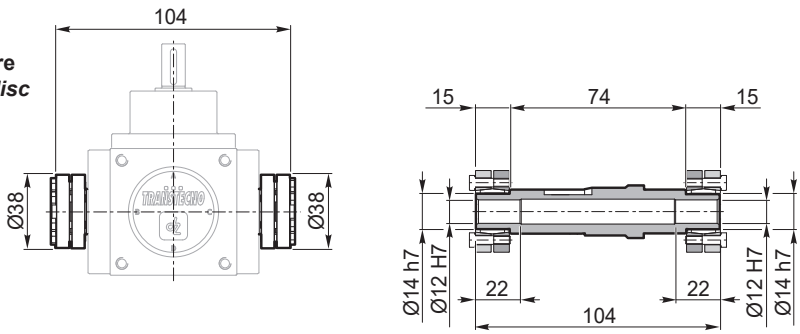

Forma costruttiva *Constructive forms*	21	22	23	24

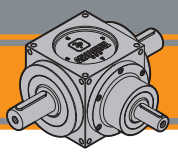

Dimensioni — *Dimensions*

QB 54

Asse B-C con Torrette — *Axis B-C with bell housing*

Torrette B-C
Bell Housings B-C

7.1 mm

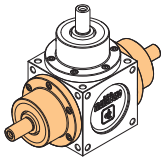

Versione standard
Standard version

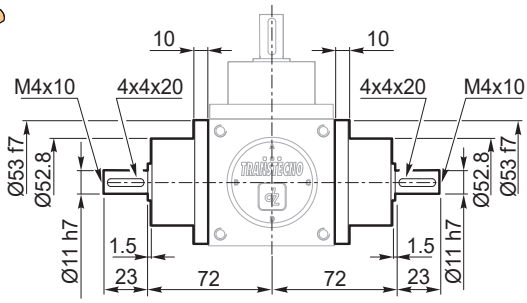

Versione rinforzata
Strengthened version

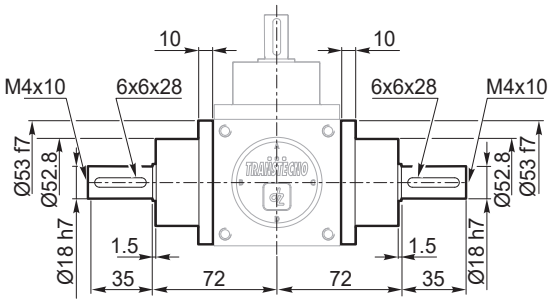

Forma costruttiva *Constructive forms*	28	29	30	31	32	33	49	53	55	57	59										
Versione standard *Standard version*	■			■			■	■	■	■	■										
Versione rinforzata *Strengthened version*		■	■		■	■	■	■	■	■	■										

■ Disponibile / *Available*

Torretta B
Bell housing B

7.2 mm

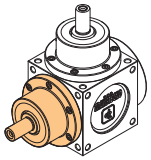

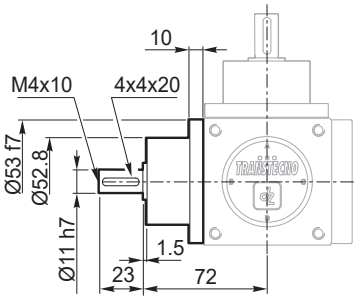

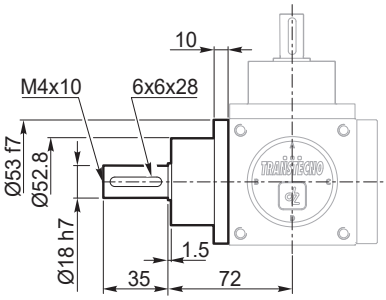

Forma costruttiva *Constructive forms*	25	26	27	50	51	52	54	56	58	63										
Versione standard *Standard version*	■			■	■	■	■	■	■	■										
Versione rinforzata *Strengthened version*		■	■	■	■	■	■	■	■	■										

■ Disponibile / *Available*

Torretta C
Bell housing C

7.3 mm

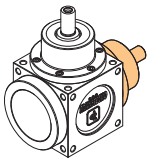

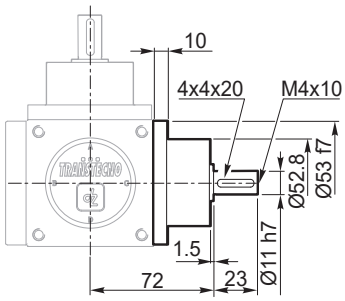

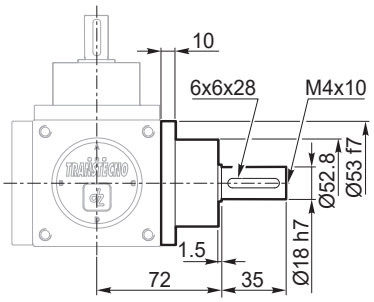

Forma costruttiva *Constructive forms*																				
Versione standard *Standard version*																				
Versione rinforzata *Strengthened version*																				

Dimensioni — *Dimensions*

QB 86

Carter — *Casing*

1 mm

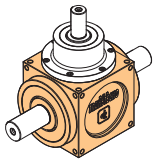

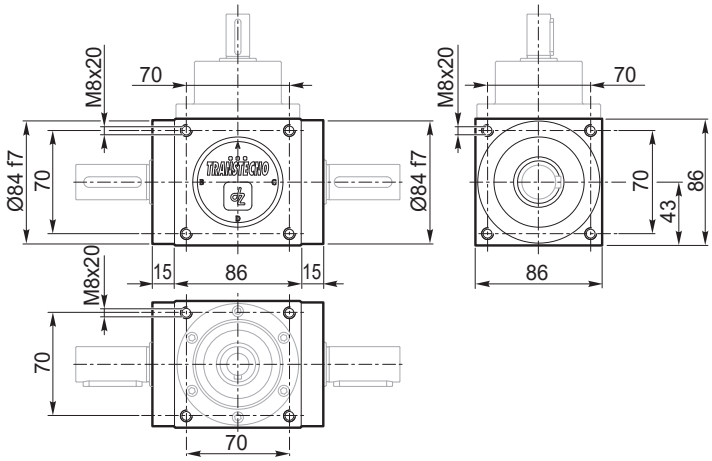

Forma costruttiva *Constructive forms*	dalla 1 alla 68 - *from 1 to 68*

Torretta A — *Bell housing A*

2.1 mm

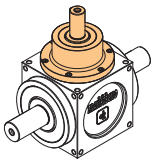

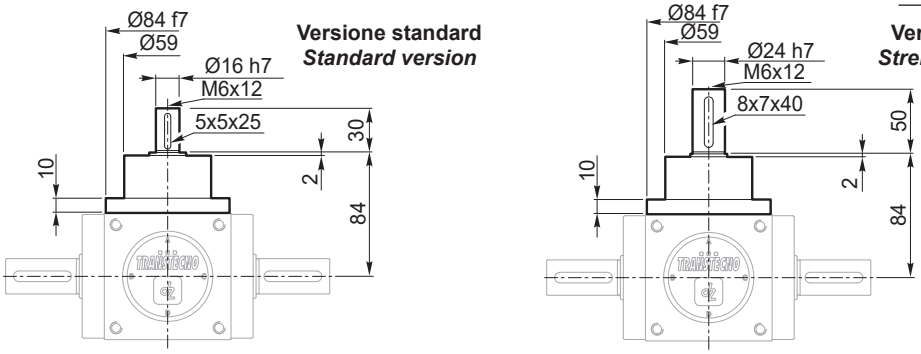

Forma costruttiva *Constructive forms*	1	2	3	4	5	6	7	8	9	10	21	22	25	26	27	28	29	30	31	32	33	34	35	36	37	38	39	40	41	42	43	44	45	46	47	48	49	50	51	52	53	54	55
Versione standard *Standard version*																																											
Versione rinforzata *Strengthened version*																																											

Disponibile / *Available*

Versione PAM
Input flange version

2.2 mm

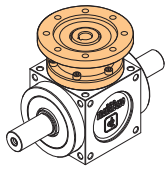

Flangia *Flange*	ØA H7	G6	G7	G8	L12	H5	H6	H7	H8	H9	P3
56 B5	9	120	100	80	90	10.4	3	23	4	11	M6
63 B5	11	140	115	95	90	12.8	4	23	4	11	M8
71 B5	14	160	130	110	90	16.3	5	30	4	11	M8
71 B14	14	105	85	70	90	16.3	5	30	4	10	7
80 B5	19	200	165	130	100	21.8	6	40	5	11	M10
80B14	19	120	100	80	100	21.8	6	40	5	11	7

Forma costruttiva *Constructive forms*	11	12	13	14	15	16	17	18	19	20	23	24	56	57	58	59	60	61	62	63	64	65	66	67	68

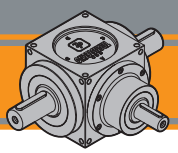

Dimensioni / *Dimensions*

QB 86

Torretta D / *Bell housing D*

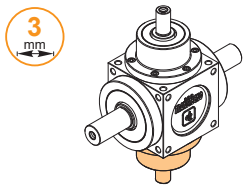

Versione standard
Standard version

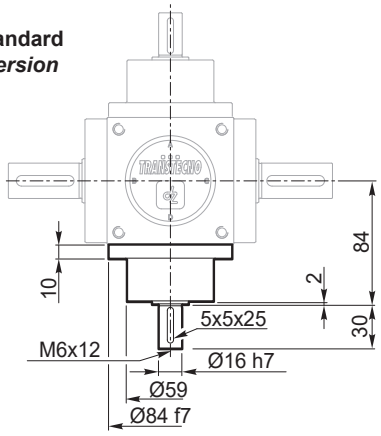

Versione rinforzata
Strengthened version

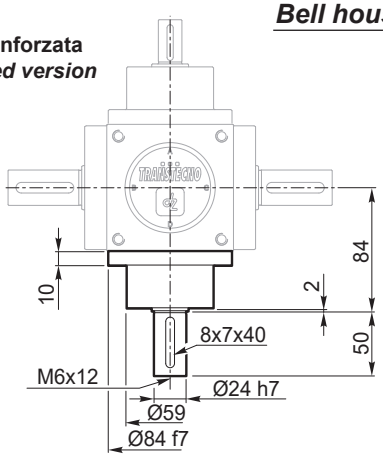

Il diametro della presa di forza della torretta D è sempre uguale al diametro della presa di forza della torretta A versione standard o rinforzata
The diameter of the power take-off of bell housing D is always the same as the diameter of the power take-off of bell housing A standard or strengthened version

Forma costruttiva *Constructive forms*	6	7	8	9	10	16	17	18	19	20	22	24	31	32	33	36	37	38	39	43	46	47	48	50	54	55	58	59	65	66
Versione standard *Standard version*																														
Versione rinforzata *Strengthened version*																														

Disponibile / *Available*

Torretta E / *Bell housing E*

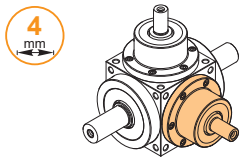

Versione standard
Standard version

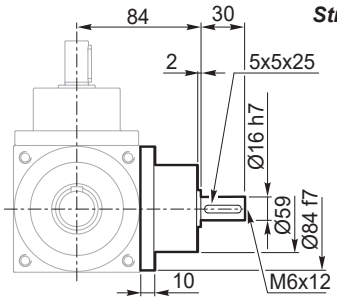

Versione rinforzata
Strengthened version

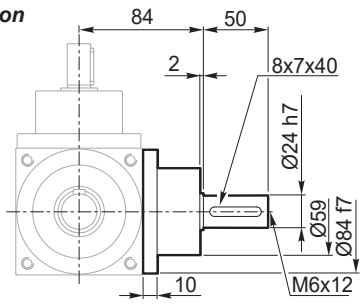

Il diametro della presa di forza della torretta E è sempre uguale al diametro della presa di forza della torretta A versione standard o rinforzata
The diameter of the power take-off of bell housing E is always the same as the diameter of the power take-off of bell housing A standard or strengthened version

Forma costruttiva *Constructive forms*	34	35	36	37	38	39	40	41	43	44	45	46	47	48	51	52	53	54	55	61	62	63	64	65	66
Versione standard *Standard version*																									
Versione rinforzata *Strengthened version*																									

Torretta F / *Bell housing F*

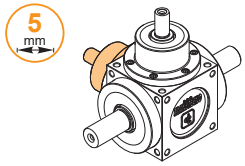

Versione standard
Standard version

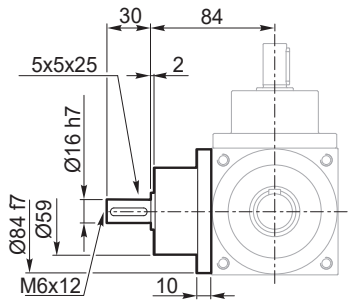

Versione rinforzata
Strengthened version

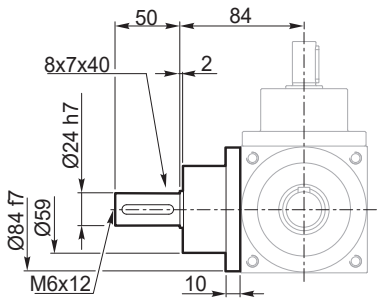

Il diametro della presa di forza della torretta F è sempre uguale al diametro della presa di forza della torretta A versione standard o rinforzata
The diameter of the power take-off of bell housing F is always the same as the diameter of the power take-off of bell housing A standard or strengthened version

Forma costruttiva *Constructive forms*	38	39	42	44	45	46	47	48	52	53	54	55	60	61	63	65	66	67
Versione standard *Standard version*																		
Versione rinforzata *Strengthened version*																		

Dimensioni — *Dimensions*

QB 86

Asse B-C integrale — *B-C single output axis*

Sporgente B-C
Protruding B-C

6.1 mm

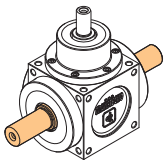

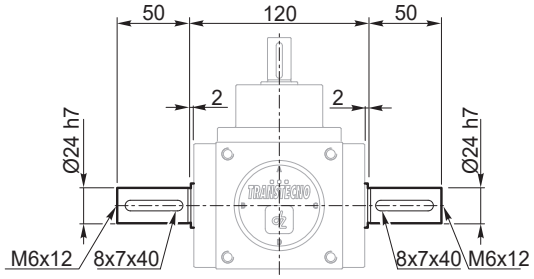

Forma costruttiva *Constructive forms*	1	6	11	16	40	43	48	62

Sporgente B
Protruding B

6.2 mm

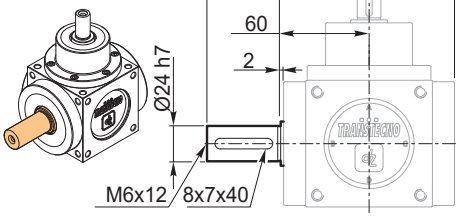

Forma costruttiva *Constructive forms*	2	7	12	17	41	44	46	68

Sporgente C
Protruding C

6.3 mm

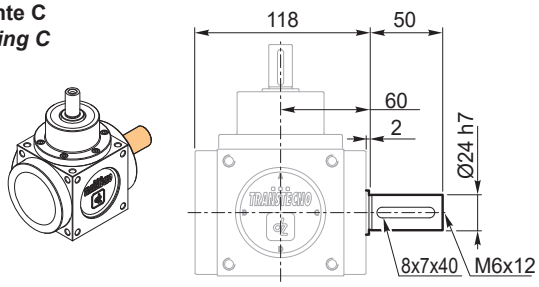

Forma costruttiva *Constructive forms*	3	8	13	18	42	45	47	67

Albero cavo con linguetta
Hollow shaft with key

6.4 mm

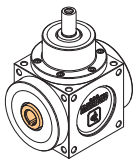

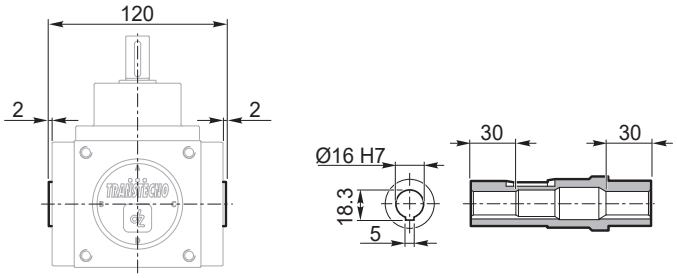

Forma costruttiva *Constructive forms*	4	9	14	19	34	36	38	60	61	64	65	66

Albero cavo scanalato UNI 8953
Groved hollow shaft UNI 8953

6.5 mm

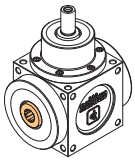

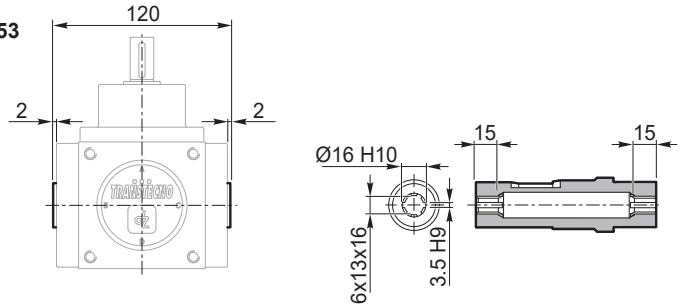

Forma costruttiva *Constructive forms*	5	10	15	20	35	37	39

Albero cavo con calettatore
Hollow shaft with shrink disc

6.6 mm

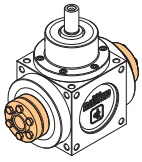

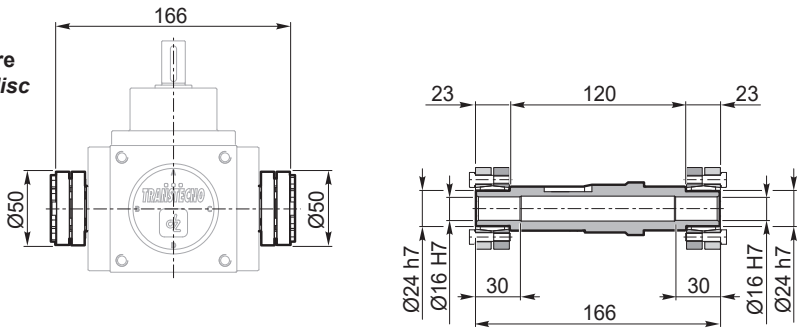

Forma costruttiva *Constructive forms*	21	22	23	24

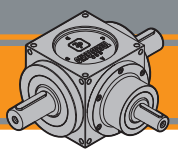

Dimensioni — *Dimensions*

QB 86

Asse B-C con Torrette — *Axis B-C with bell housing*

Torrette B-C
Bell Housings B-C

7.1 mm

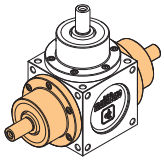

Versione standard
Standard version

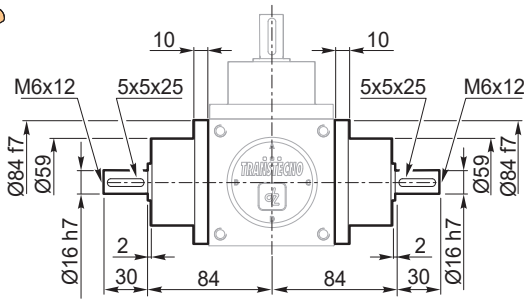

Versione rinforzata
Strengthened version

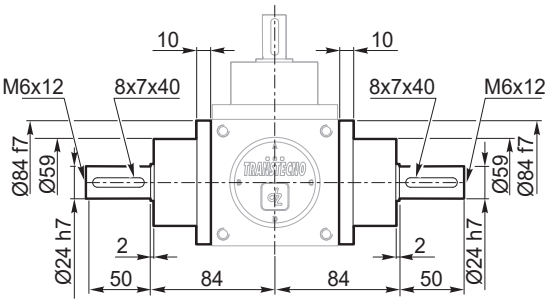

Forma costruttiva *Constructive forms*	28	29	30	31	32	33	49	53	55	57	59										
Versione standard *Standard version*	■			■			■	■	■	■	■										
Versione rinforzata *Strengthened version*		■	■		■	■	■	■	■	■	■										

■ Disponibile / *Available*

Torretta B
Bell housing B

7.2 mm

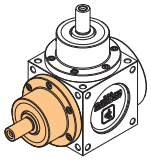

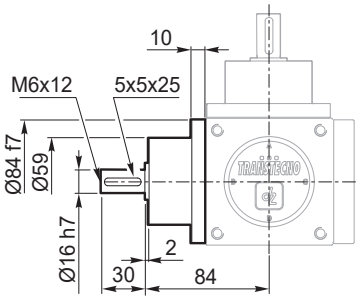

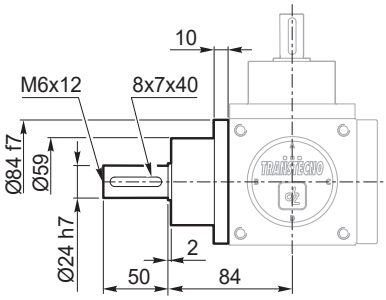

Forma costruttiva *Constructive forms*	25	26	27	50	51	52	54	56	58	63										
Versione standard *Standard version*	■			■	■	■	■	■	■	■										
Versione rinforzata *Strengthened version*		■	■	■	■	■	■	■	■	■										

■ Disponibile / *Available*

Torretta C
Bell housing C

7.3 mm

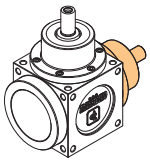

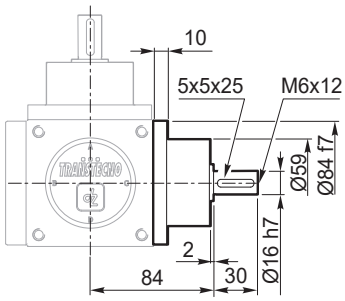

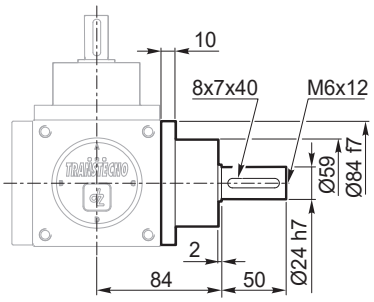

Forma costruttiva *Constructive forms*																				
Versione standard *Standard version*																				
Versione rinforzata *Strengthened version*																				

Dimensioni — *Dimensions*

QB 110

Carter — *Casing*

1 mm

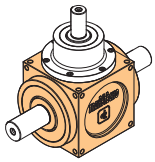

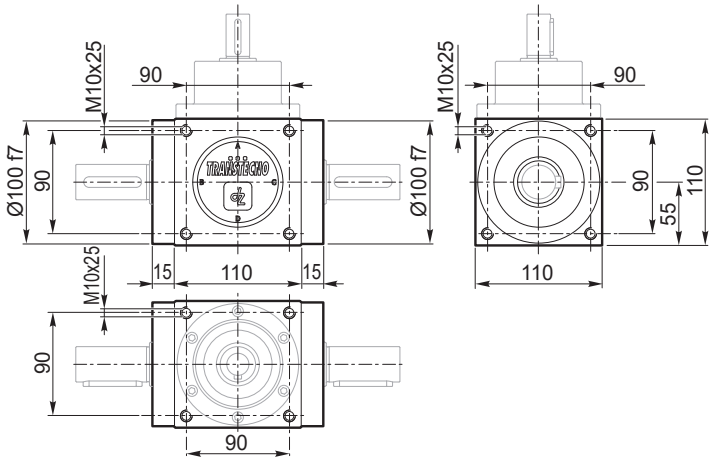

Forma costruttiva *Constructive forms*	dalla 1 alla 68 - *from 1 to 68*

Torretta A — *Bell housing A*

2.1 mm

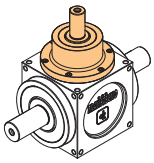

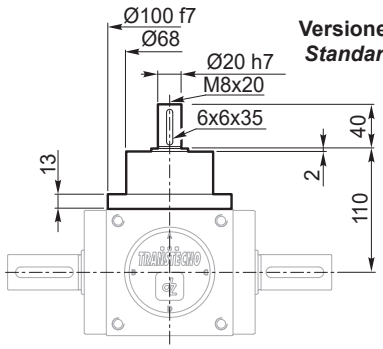

Versione standard *Standard version*

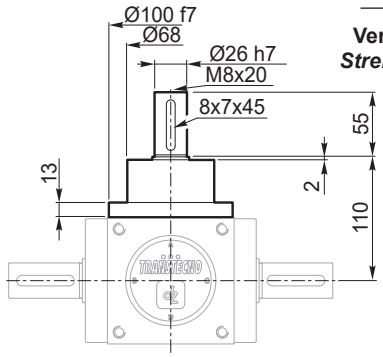

Versione rinforzata *Strengthened version*

Forma costruttiva *Constructive forms*	1	2	3	4	5	6	7	8	9	10	21	22	25	26	27	28	29	30	31	32	33	34	35	36	37	38	39	40	41	42	43	44	45	46	47	48	49	50	51	52	53	54	55
Versione standard *Standard version*																																											
Versione rinforzata *Strengthened version*																																											

Disponibile / *Available*

Versione PAM
Input flange version

2.2 mm

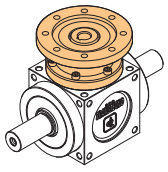

Flangia *Flange*	ØA H7	G6	G7	G8	L12	H5	H6	H7	H8	H9	P3
63 B5	11	140	115	95	105	12.8	4	23	4	11	M8
71 B5	14	160	130	110	105	16.3	5	30	4	11	M8
71 B14	14	105	85	70	105	16.3	5	30	4	11	7
80 B5	19	200	165	130	105	21.8	6	40	5	11	M10
80B14	19	120	100	80	105	21.8	6	40	5	11	7

Forma costruttiva *Constructive forms*	11	12	13	14	15	16	17	18	19	20	23	24	56	57	58	59	60	61	62	63	64	65	66	67	68

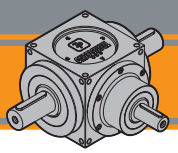

Dimensioni — *Dimensions*

QB 110

Torretta D — *Bell housing D*

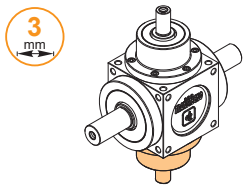

Versione standard
Standard version

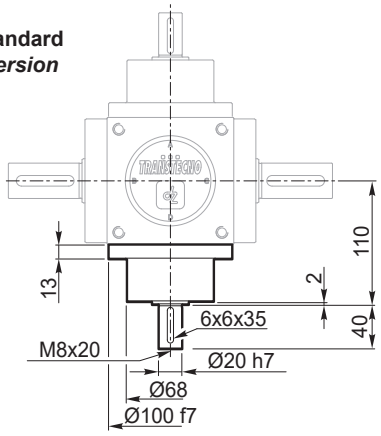

Versione rinforzata
Strengthened version

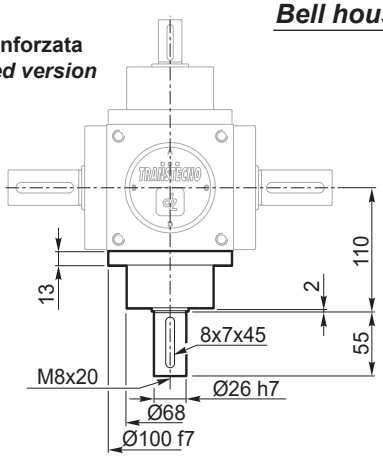

Il diametro della presa di forza della torretta D è sempre uguale al diametro della presa di forza della torretta A versione standard o rinforzata
The diameter of the power take-off of bell housing D is always the same as the diameter of the power take-off of bell housing A standard or strengthened version

Forma costruttiva *Constructive forms*	6	7	8	9	10	16	17	18	19	20	22	24	31	32	33	36	37	38	39	43	46	47	48	50	54	55	58	59	65	66
Versione standard *Standard version*																														
Versione rinforzata *Strengthened version*																														

Disponibile / *Available*

Torretta E — *Bell housing E*

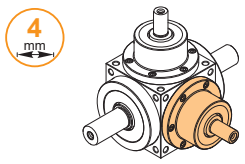

Versione standard
Standard version

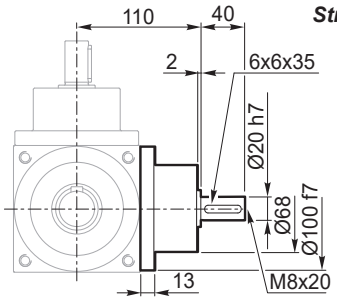

Versione rinforzata
Strengthened version

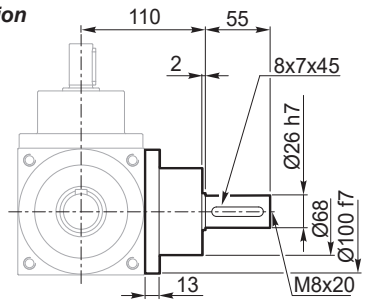

Il diametro della presa di forza della torretta E è sempre uguale al diametro della presa di forza della torretta A versione standard o rinforzata
The diameter of the power take-off of bell housing E is always the same as the diameter of the power take-off of bell housing A standard or strengthened version

Forma costruttiva *Constructive forms*	34	35	36	37	38	39	40	41	43	44	45	46	47	48	51	52	53	54	55	61	62	63	64	65	66
Versione standard *Standard version*																									
Versione rinforzata *Strengthened version*																									

Torretta F — *Bell housing F*

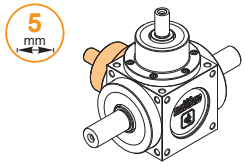

Versione standard
Standard version

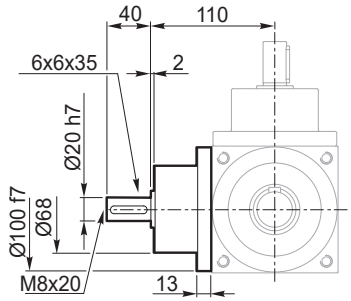

Versione rinforzata
Strengthened version

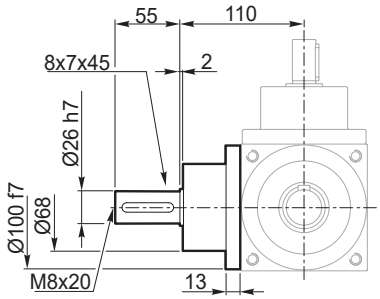

Il diametro della presa di forza della torretta F è sempre uguale al diametro della presa di forza della torretta A versione standard o rinforzata
The diameter of the power take-off of bell housing F is always the same as the diameter of the power take-off of bell housing A standard or strengthened version

Forma costruttiva *Constructive forms*	38	39	42	44	45	46	47	48	52	53	54	55	60	61	63	65	66	67
Versione standard *Standard version*																		
Versione rinforzata *Strengthened version*																		

Dimensioni — *Dimensions*

QB 110

Asse B-C integrale — *B-C single output axis*

Sporgente B-C
Protruding B-C

6.1 mm

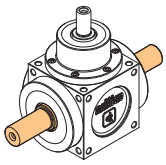

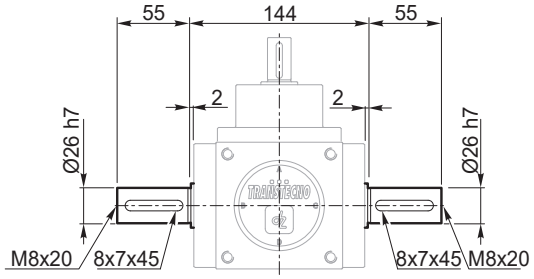

Forma costruttiva *Constructive forms*	1	6	11	16	40	43	48	62														

Sporgente B
Protruding B

6.2 mm

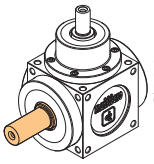

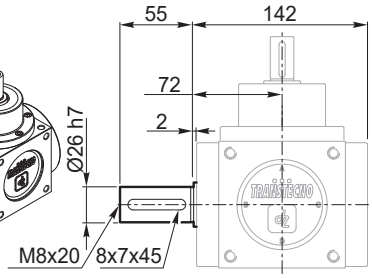

Forma costruttiva *Constructive forms*	2	7	12	17	41	44	46	68	

Sporgente C
Protruding C

6.3 mm

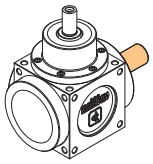

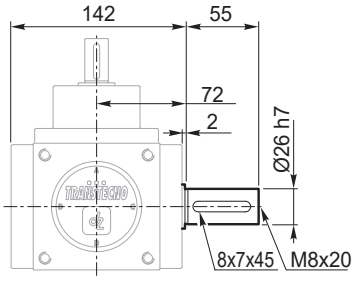

Forma costruttiva *Constructive forms*	3	8	13	18	42	45	47	67	

Albero cavo con linguetta
Hollow shaft with key

6.4 mm

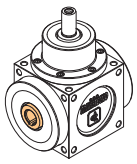

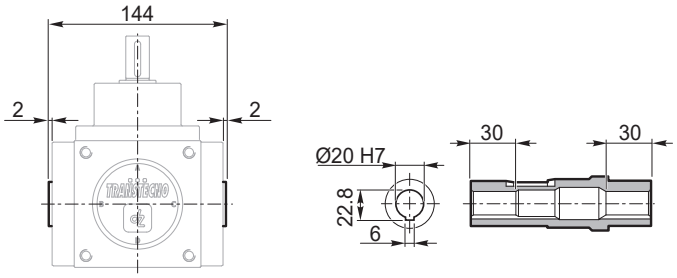

Forma costruttiva *Constructive forms*	4	9	14	19	34	36	38	60	61	64	65	66										

Albero cavo scanalato UNI 8953
Groved hollow shaft UNI 8953

6.5 mm

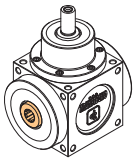

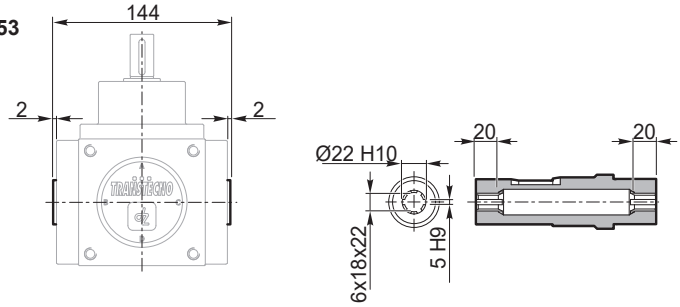

Forma costruttiva *Constructive forms*	5	10	15	20	35	37	39															

Albero cavo con calettatore
Hollow shaft with shrink disc

6.6 mm

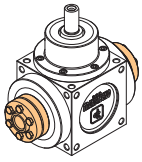

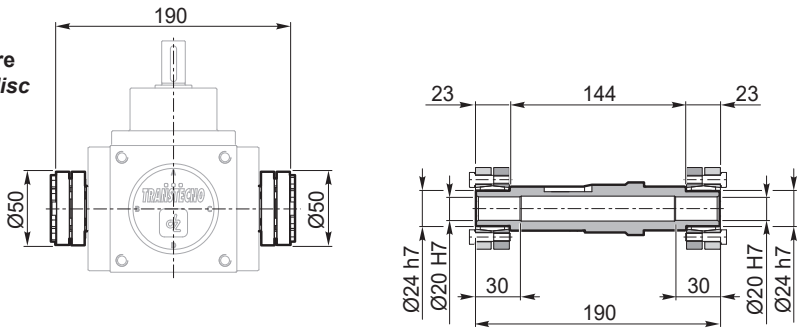

Forma costruttiva *Constructive forms*	21	22	23	24																		

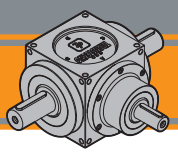

Dimensioni — *Dimensions*

QB 110

Asse B-C con Torrette — *Axis B-C with bell housing*

Torrette B-C
Bell Housings B-C

7.1 mm

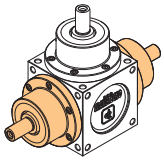

Versione standard
Standard version

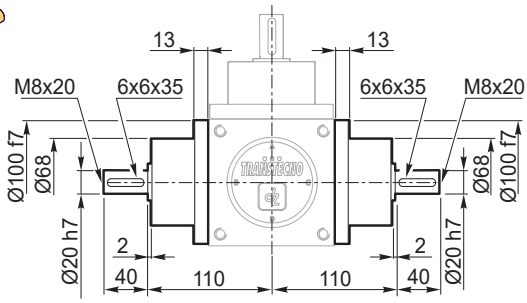

Versione rinforzata
Strengthened version

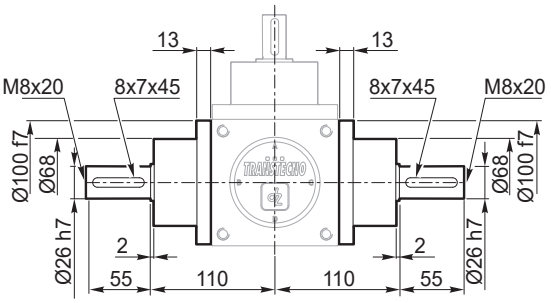

Forma costruttiva *Constructive forms*	28	29	30	31	32	33	49	53	55	57	59										
Versione standard *Standard version*	■			■			■	■	■	■	■										
Versione rinforzata *Strengthened version*		■	■		■	■	■	■	■	■	■										

■ Disponibile / *Available*

Torretta B
Bell housing B

7.2 mm

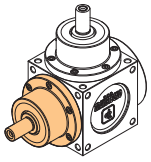

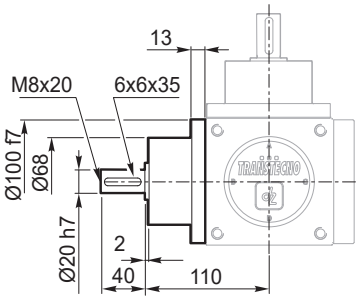

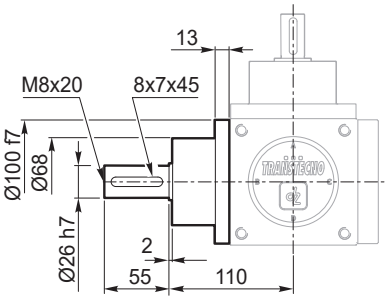

Forma costruttiva *Constructive forms*	25	26	27	50	51	52	54	56	58	63										
Versione standard *Standard version*	■			■	■	■	■	■	■	■										
Versione rinforzata *Strengthened version*		■	■	■	■	■	■	■	■	■										

■ Disponibile / *Available*

Torretta C
Bell housing C

7.3 mm

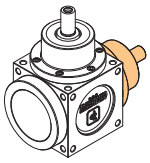

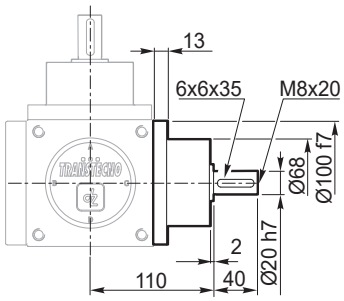

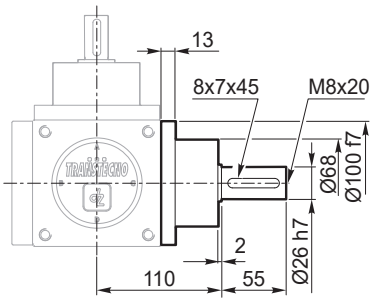

Forma costruttiva *Constructive forms*																				
Versione standard *Standard version*																				
Versione rinforzata *Strengthened version*																				

Dimensioni — *Dimensions*

QB 134

Carter — *Casing*

1 mm

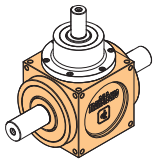

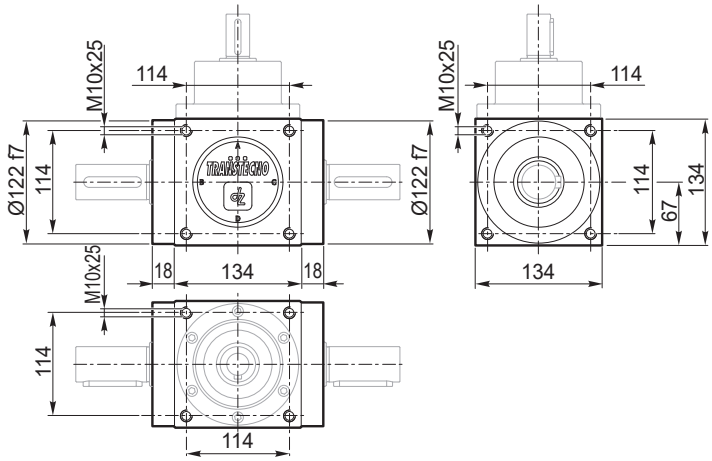

Forma costruttiva *Constructive forms*	dalla 1 alla 68 - *from 1 to 68*

Torretta A — *Bell housing A*

2.1 mm

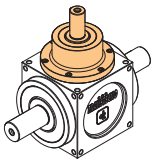

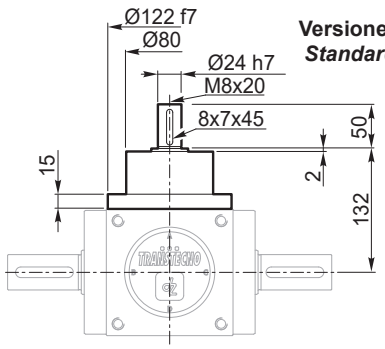

Versione standard *Standard version*

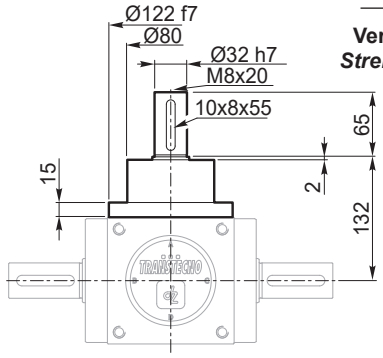

Versione rinforzata *Strengthened version*

Forma costruttiva *Constructive forms*	1	2	3	4	5	6	7	8	9	10	21	22	25	26	27	28	29	30	31	32	33	34	35	36	37	38	39	40	41	42	43	44	45	46	47	48	49	50	51	52	53	54	55
Versione standard *Standard version*																																											
Versione rinforzata *Strengthened version*																																											

Disponibile / *Available*

Versione PAM
Input flange version

2.2 mm

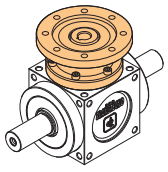

Flangia *Flange*	ØA H7	G6	G7	G8	L12	H5	H6	H7	H8	H9	P3
71 B5	14	160	130	110	125	16.3	5	30	4	13	M8
80 B5	19	200	165	130	125	21.8	6	40	5	13	M10
80 B14	19	120	100	80	125	21.8	6	40	5	13	7
90 B5	24	200	165	130	125	27.3	8	50	5	13	M10
90 B14	24	140	115	95	125	27.3	8	50	5	13	9
100-112 B5	28	250	215	180	135	31.3	8	60	5	13	M12
100-112 B14	28	160	130	110	135	31.3	8	60	5	13	9

Forma costruttiva *Constructive forms*	11	12	13	14	15	16	17	18	19	20	23	24	56	57	58	59	60	61	62	63	64	65	66	67	68

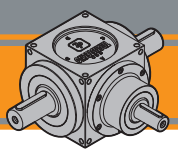

Dimensioni — *Dimensions*

QB 134

Torretta D — *Bell housing D*

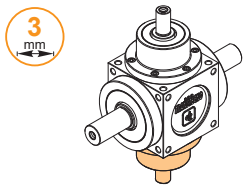

Versione standard
Standard version

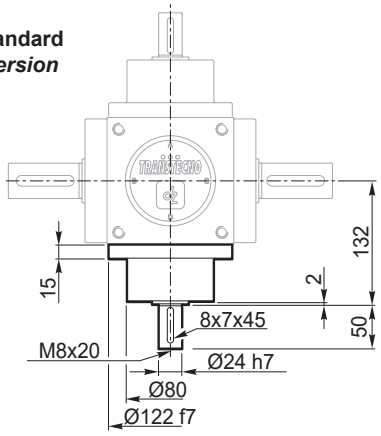

Versione rinforzata
Strengthened version

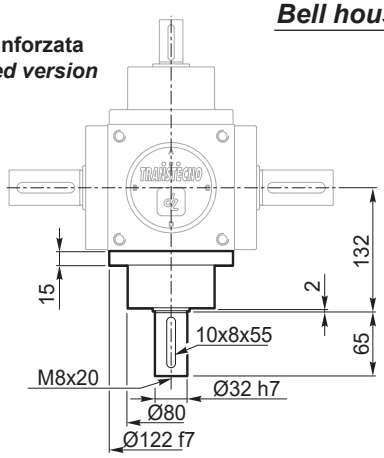

Il diametro della presa di forza della torretta D è sempre uguale al diametro della presa di forza della torretta A versione standard o rinforzata
The diameter of the power take-off of bell housing D is always the same as the diameter of the power take-off of bell housing A standard or strengthened version

Forma costruttiva *Constructive forms*	6	7	8	9	10	16	17	18	19	20	22	24	31	32	33	36	37	38	39	43	46	47	48	50	54	55	58	59	65	66
Versione standard *Standard version*																														
Versione rinforzata *Strengthened version*																														

Disponibile / *Available*

Torretta E — *Bell housing E*

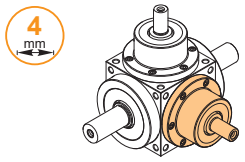

Versione standard
Standard version

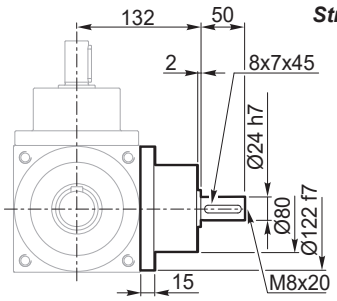

Versione rinforzata
Strengthened version

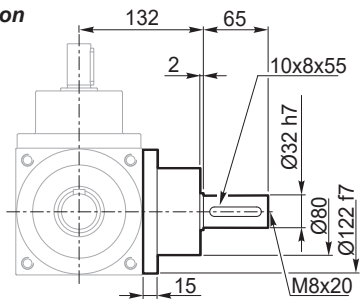

Il diametro della presa di forza della torretta E è sempre uguale al diametro della presa di forza della torretta A versione standard o rinforzata
The diameter of the power take-off of bell housing E is always the same as the diameter of the power take-off of bell housing A standard or strengthened version

Forma costruttiva *Constructive forms*	34	35	36	37	38	39	40	41	43	44	45	46	47	48	51	52	53	54	55	61	62	63	64	65	66
Versione standard *Standard version*																									
Versione rinforzata *Strengthened version*																									

Torretta F — *Bell housing F*

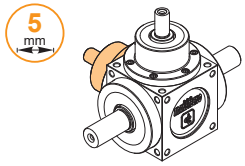

Versione standard
Standard version

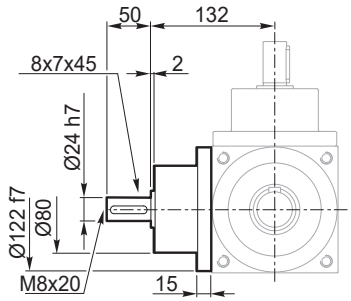

Versione rinforzata
Strengthened version

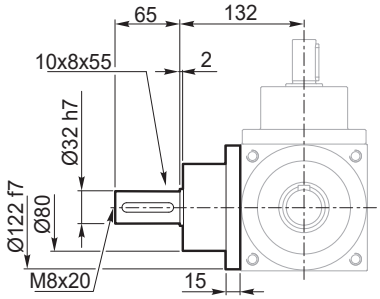

Il diametro della presa di forza della torretta F è sempre uguale al diametro della presa di forza della torretta A versione standard o rinforzata
The diameter of the power take-off of bell housing F is always the same as the diameter of the power take-off of bell housing A standard or strengthened version

Forma costruttiva *Constructive forms*	38	39	42	44	45	46	47	48	52	53	54	55	60	61	63	65	66	67
Versione standard *Standard version*																		
Versione rinforzata *Strengthened version*																		

Dimensioni — *Dimensions*

QB 134

Asse B-C integrale — *B-C single output axis*

Sporgente B-C
Protruding B-C

6.1 mm

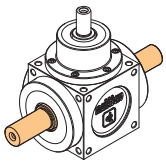

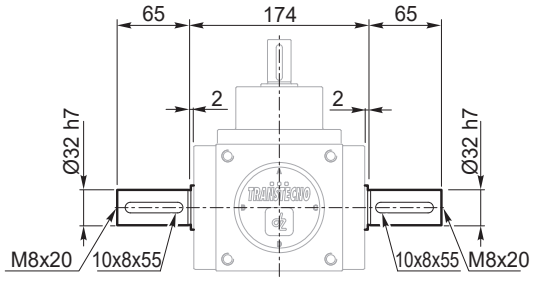

Forma costruttiva *Constructive forms*	1	6	11	16	40	43	48	62													

Sporgente B
Protruding B

6.2 mm

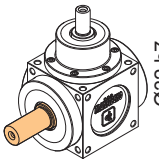

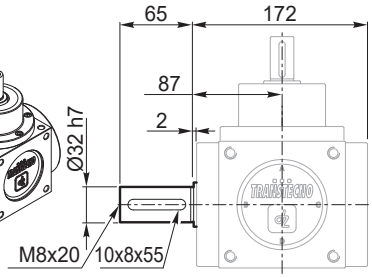

Forma costruttiva *Constructive forms*	2	7	12	17	41	44	46	68	

Sporgente C
Protruding C

6.3 mm

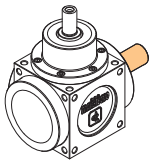

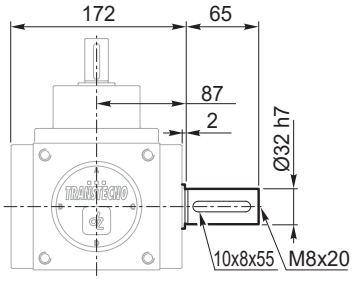

Forma costruttiva *Constructive forms*	3	8	13	18	42	45	47	67	

Albero cavo con linguetta
Hollow shaft with key

6.4 mm

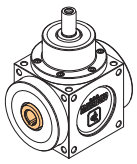

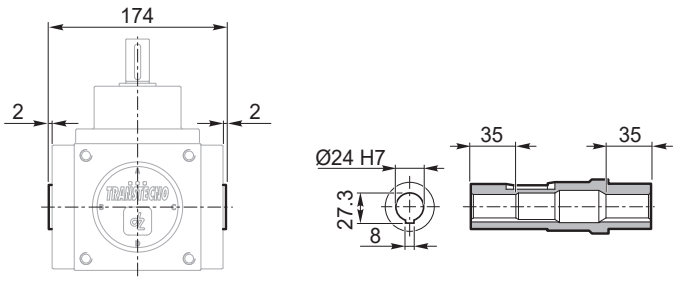

Forma costruttiva *Constructive forms*	4	9	14	19	34	36	38	60	61	64	65	66										

Albero cavo scanalato UNI 8953
Groved hollow shaft UNI 8953

6.5 mm

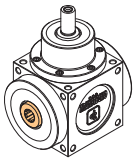

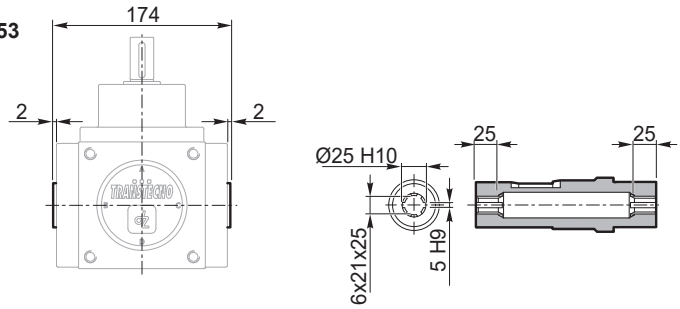

Forma costruttiva *Constructive forms*	5	10	15	20	35	37	39															

Albero cavo con calettatore
Hollow shaft with shrink disc

6.6 mm

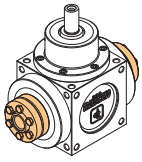

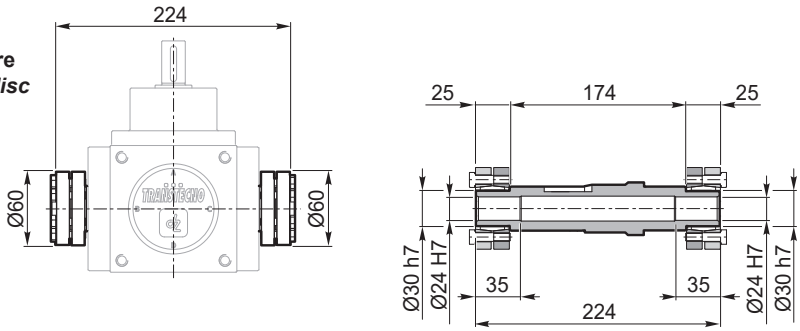

Forma costruttiva *Constructive forms*	21	22	23	24																		

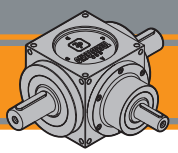

Dimensioni — *Dimensions*

QB 134

Asse B-C con Torrette — *Axis B-C with bell housing*

Torrette B-C
Bell Housings B-C

7.1 mm

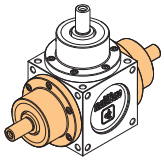

Versione standard
Standard version

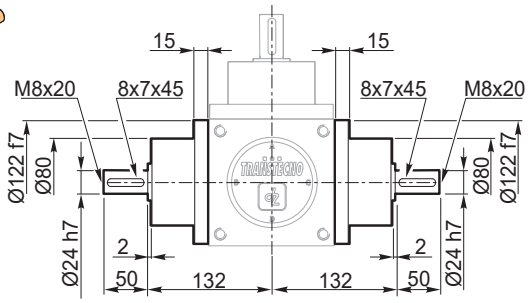

Versione rinforzata
Strengthened version

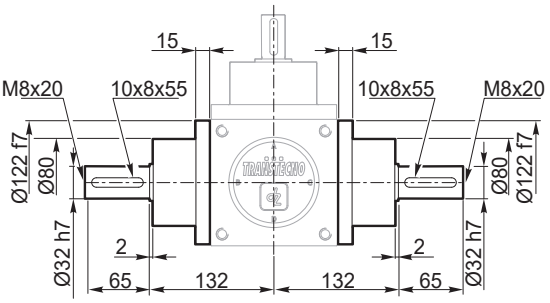

Forma costruttiva *Constructive forms*	28	29	30	31	32	33	49	53	55	57	59										
Versione standard *Standard version*	■			■			■	■	■	■	■										
Versione rinforzata *Strengthened version*		■	■		■	■	■	■	■	■	■										

■ Disponibile / *Available*

Torretta B
Bell housing B

7.2 mm

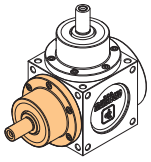

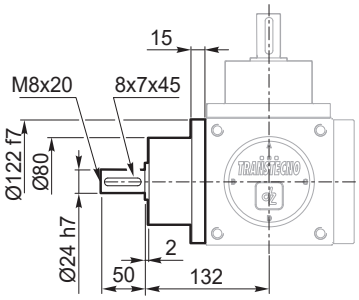

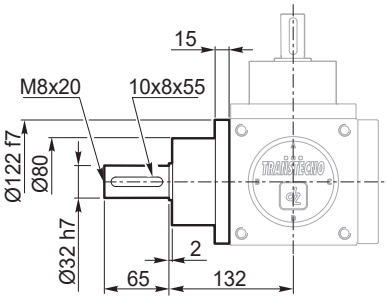

Forma costruttiva *Constructive forms*	25	26	27	50	51	52	54	56	58	63										
Versione standard *Standard version*	■			■	■	■	■	■	■	■										
Versione rinforzata *Strengthened version*		■	■	■	■	■	■	■	■	■										

■ Disponibile / *Available*

Torretta C
Bell housing C

7.3 mm

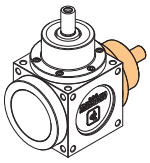

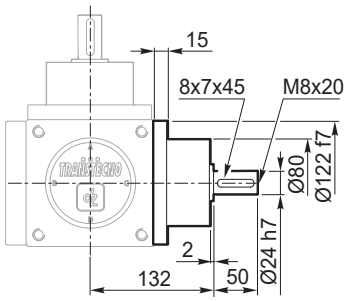

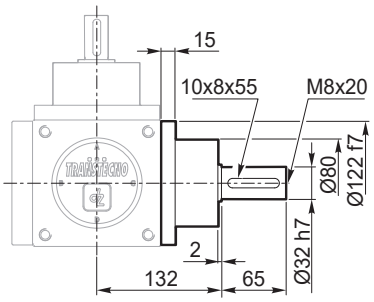

Forma costruttiva *Constructive forms*																				
Versione standard *Standard version*																				
Versione rinforzata *Strengthened version*																				

QB

Dimensioni — *Dimensions*

QB 166

Carter — *Casing*

1 mm

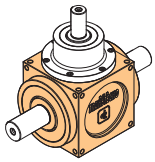

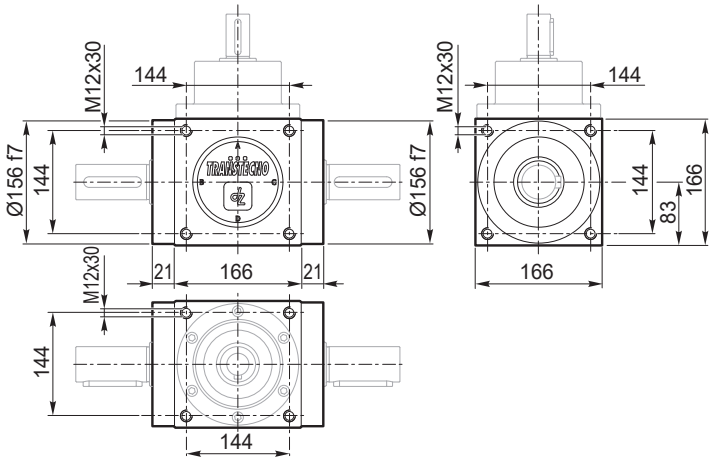

Forma costruttiva *Constructive forms*	dalla 1 alla 68 - *from 1 to 68*

Torretta A — *Bell housing A*

2.1 mm

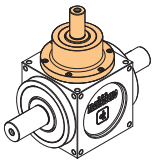

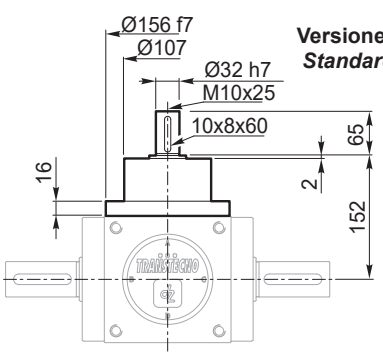

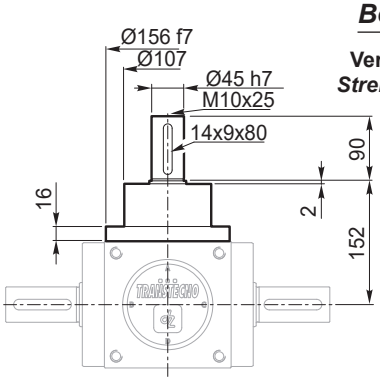

Forma costruttiva *Constructive forms*	1	2	3	4	5	6	7	8	9	10	21	22	25	26	27	28	29	30	31	32	33	34	35	36	37	38	39	40	41	42	43	44	45	46	47	48	49	50	51	52	53	54	55
Versione standard *Standard version*																																												
Versione rinforzata *Strengthened version*																																												

Disponibile / *Available*

Versione PAM
Input flange version

2.2 mm

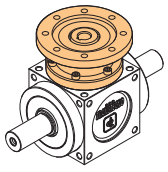

Flangia *Flange*	ØA H7	G6	G7	G8	L12	H5	H6	H7	H8	H9	P3
71 B5	14	160	130	110	160	16.3	5	30	4	15	M8
80 B5	19	200	165	130	160	21.8	6	40	5	15	M10
90 B5	24	200	165	130	160	27.3	8	50	5	15	M10
100-112 B5	28	250	215	180	160	31.3	8	60	5	15	M12
100-112 B14	28	160	130	110	160	31.3	8	60	5	15	9

Forma costruttiva *Constructive forms*	11	12	13	14	15	16	17	18	19	20	23	24	56	57	58	59	60	61	62	63	64	65	66	67	68

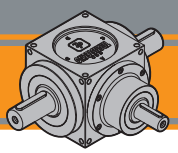

Dimensioni — *Dimensions*

QB 166

Torretta D — *Bell housing D*

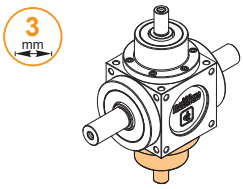

Versione standard
Standard version

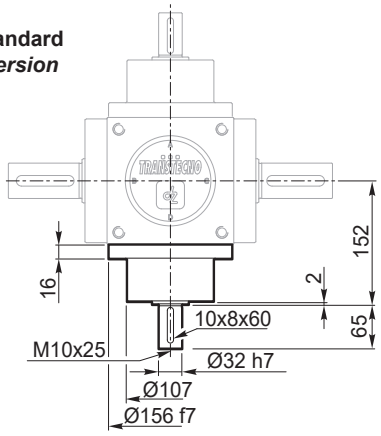

Versione rinforzata
Strengthened version

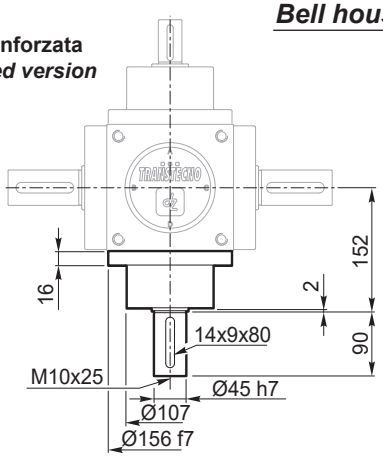

Il diametro della presa di forza della torretta D è sempre uguale al diametro della presa di forza della torretta A versione standard o rinforzata
The diameter of the power take-off of bell housing D is always the same as the diameter of the power take-off of bell housing A standard or strengthened version

Forma costruttiva *Constructive forms*	6	7	8	9	10	16	17	18	19	20	22	24	31	32	33	36	37	38	39	43	46	47	48	50	54	55	58	59	65	66
Versione standard *Standard version*																														
Versione rinforzata *Strengthened version*																														

Disponibile / *Available*

Torretta E — *Bell housing E*

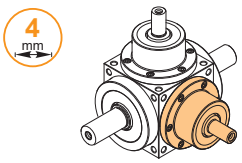

Versione standard
Standard version

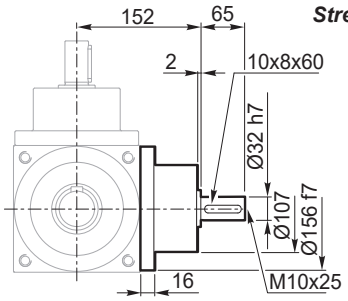

Versione rinforzata
Strengthened version

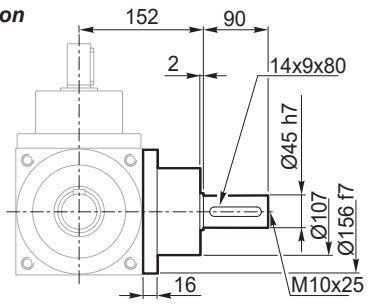

Il diametro della presa di forza della torretta E è sempre uguale al diametro della presa di forza della torretta A versione standard o rinforzata
The diameter of the power take-off of bell housing E is always the same as the diameter of the power take-off of bell housing A standard or strengthened version

Forma costruttiva *Constructive forms*	34	35	36	37	38	39	40	41	43	44	45	46	47	48	51	52	53	54	55	61	62	63	64	65	66
Versione standard *Standard version*																									
Versione rinforzata *Strengthened version*																									

Torretta F — *Bell housing F*



Versione standard
Standard version

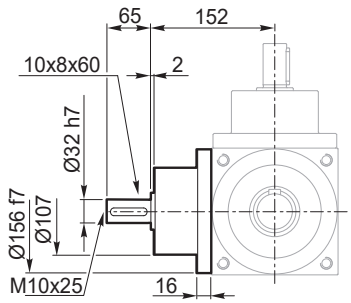

Versione rinforzata
Strengthened version

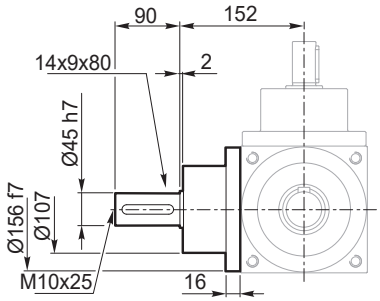

Il diametro della presa di forza della torretta F è sempre uguale al diametro della presa di forza della torretta A versione standard o rinforzata
The diameter of the power take-off of bell housing F is always the same as the diameter of the power take-off of bell housing A standard or strengthened version

Forma costruttiva *Constructive forms*	38	39	42	44	45	46	47	48	52	53	54	55	60	61	63	65	66	67
Versione standard *Standard version*																		
Versione rinforzata *Strengthened version*																		

Dimensioni — *Dimensions*

QB 166

Asse B-C integrale — *B-C single output axis*

Sporgente B-C
Protruding B-C

6.1 mm

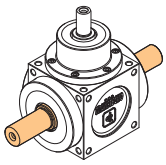

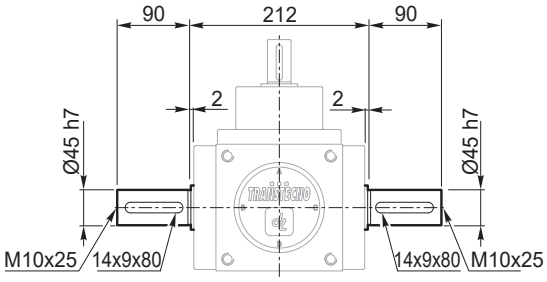

Forma costruttiva *Constructive forms*	1	6	11	16	40	43	48	62														

Sporgente B
Protruding B

6.2 mm

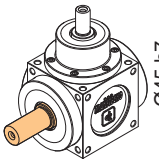

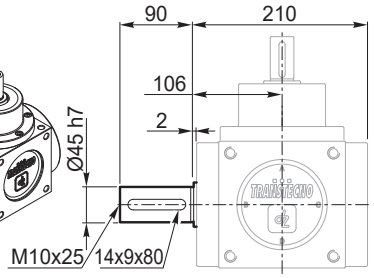

Forma costruttiva *Constructive forms*	2	7	12	17	41	44	46	68	

Sporgente C
Protruding C

6.3 mm

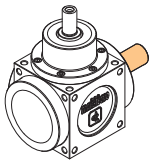

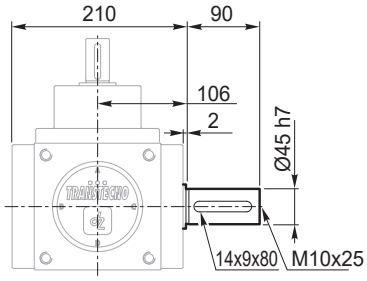

Forma costruttiva *Constructive forms*	3	8	13	18	42	45	47	67	

Albero cavo con linguetta
Hollow shaft with key

6.4 mm

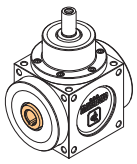

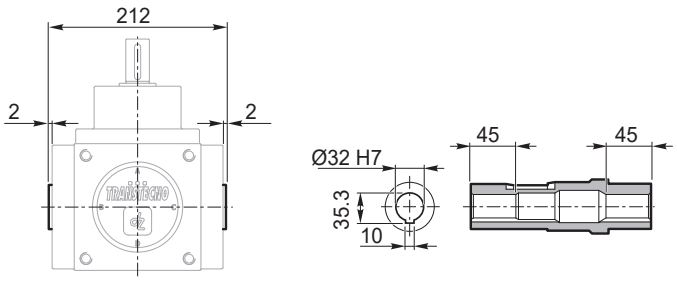

Forma costruttiva *Constructive forms*	4	9	14	19	34	36	38	60	61	64	65	66										

Albero cavo scanalato UNI 8953
Groved hollow shaft UNI 8953

6.5 mm

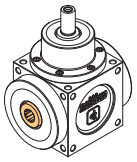

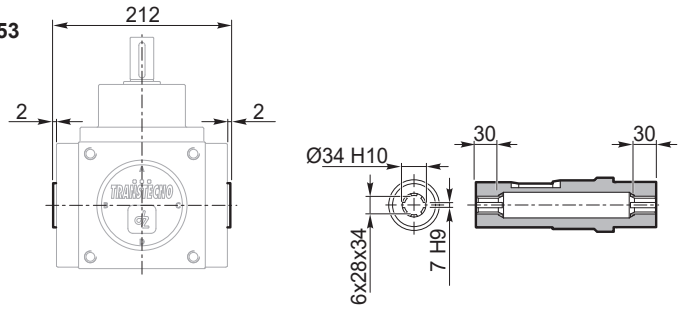

Forma costruttiva *Constructive forms*	5	10	15	20	35	37	39															

Albero cavo con calettatore
Hollow shaft with shrink disc

6.6 mm

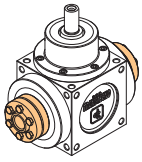

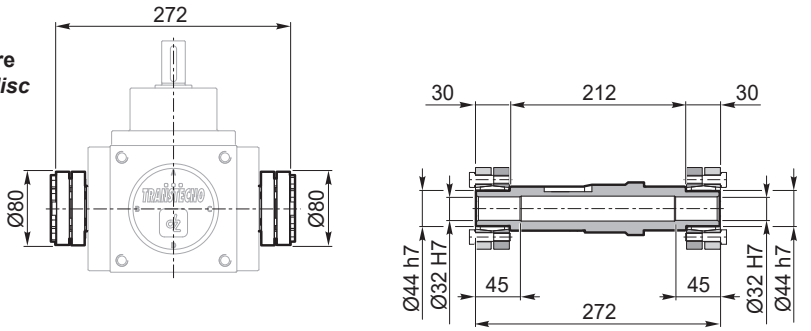

Forma costruttiva *Constructive forms*	21	22	23	24																		

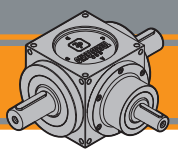

Dimensioni — *Dimensions*

QB 166

Asse B-C con Torrette — *Axis B-C with bell housing*

Torrette B-C
Bell Housings B-C

7.1 mm

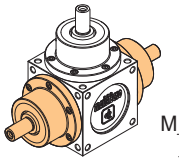

Versione standard
Standard version

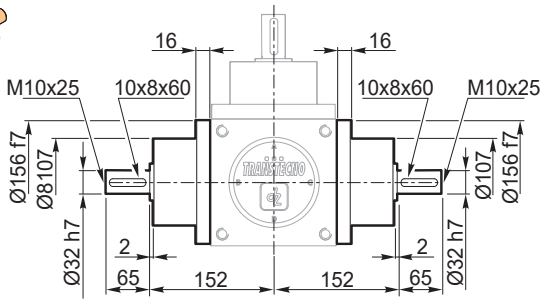

Versione rinforzata
Strengthened version

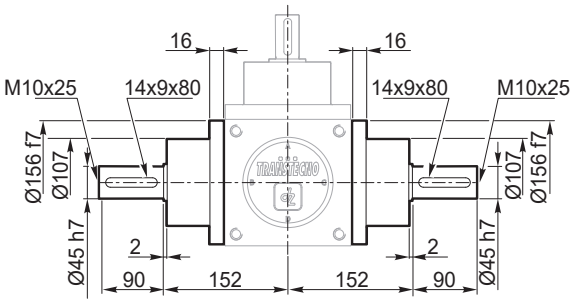

Forma costruttiva *Constructive forms*	28	29	30	31	32	33	49	53	55	57	59										
Versione standard *Standard version*	■			■			■	■	■	■	■										
Versione rinforzata *Strengthened version*		■	■		■	■	■	■	■	■	■										

■ Disponibile / *Available*

Torretta B
Bell housing B

7.2 mm

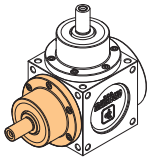

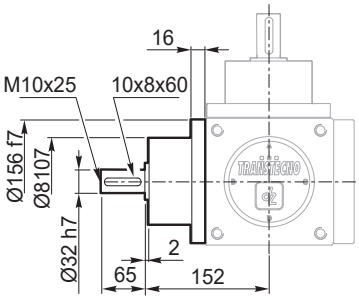

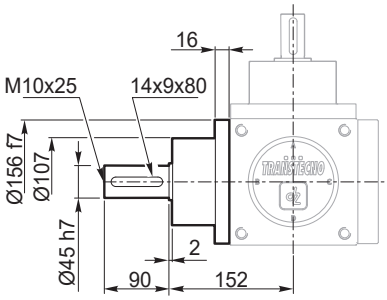

Forma costruttiva *Constructive forms*	25	26	27	50	51	52	54	56	58	63										
Versione standard *Standard version*	■			■	■	■	■	■	■	■										
Versione rinforzata *Strengthened version*		■	■	■	■	■	■	■	■	■										

■ Disponibile / *Available*

Torretta C
Bell housing C

7.3 mm

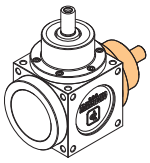

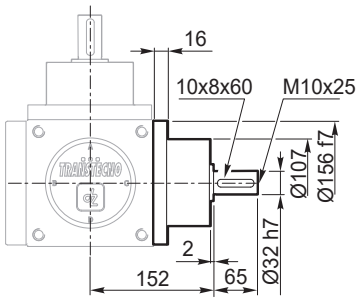

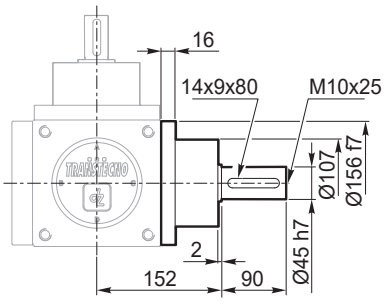

Forma costruttiva *Constructive forms*																				
Versione standard *Standard version*																				
Versione rinforzata *Strengthened version*																				

Dimensioni — *Dimensions*

QB 200

Carter — *Casing*

1 mm

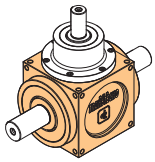

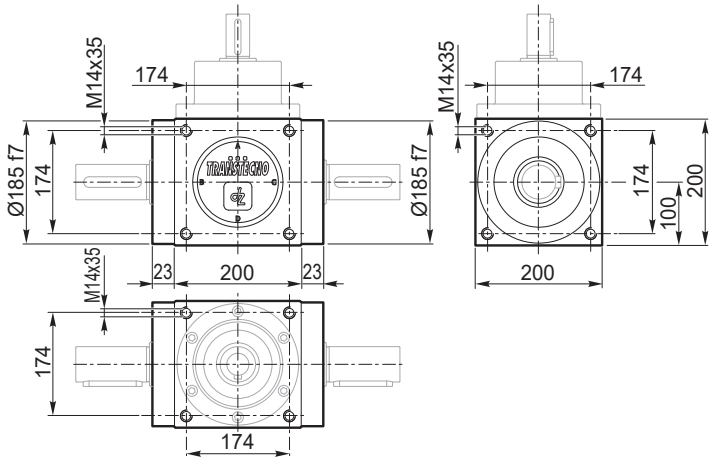

Forma costruttiva *Constructive forms*	dalla 1 alla 68 - *from 1 to 68*

Torretta A — *Bell housing A*

2.1 mm

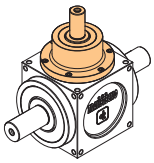

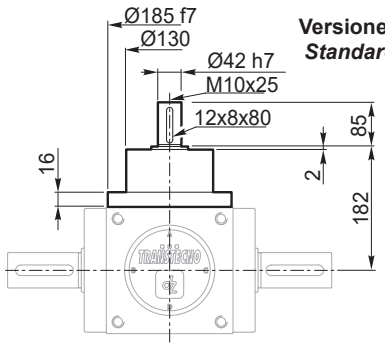

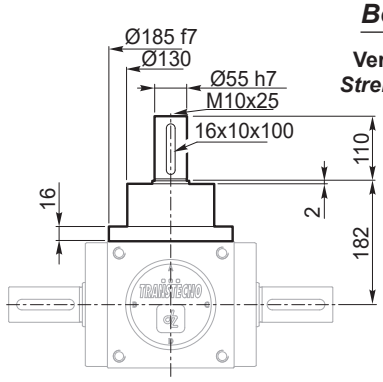

Forma costruttiva *Constructive forms*	1	2	3	4	5	6	7	8	9	10	21	22	25	26	27	28	29	30	31	32	33	34	35	36	37	38	39	40	41	42	43	44	45	46	47	48	49	50	51	52	53	54	55
Versione standard *Standard version*																																											
Versione rinforzata *Strengthened version*																																											

Disponibile / *Available*

Versione PAM
Input flange version

2.2 mm

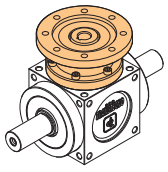

Flangia *Flange*	ØA H7	G6	G7	G8	L12	H5	H6	H7	H8	H9	P3
90 B5	24	200	165	130	220	27.3	8	50	5	23	M10
100-112 B5	28	250	215	180	220	31.3	8	60	5	23	M12
132 B5	38	300	265	230	220	41.3	10	80	6	23	M12
132 B14	38	200	165	130	220	41.3	10	80	6	23	11

Forma costruttiva *Constructive forms*	11	12	13	14	15	16	17	18	19	20	23	24	56	57	58	59	60	61	62	63	64	65	66	67	68

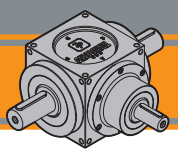

Dimensioni — *Dimensions*

QB 200

Torretta D — *Bell housing D*

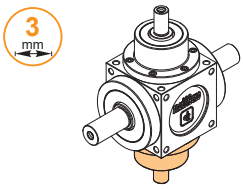

Versione standard
Standard version

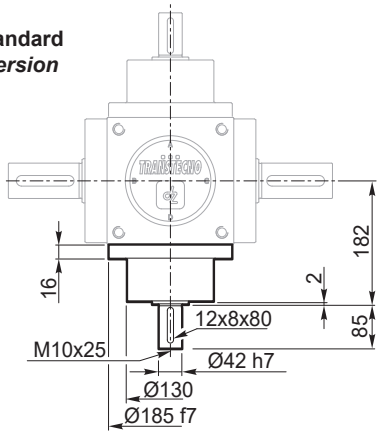

Versione rinforzata
Strengthened version

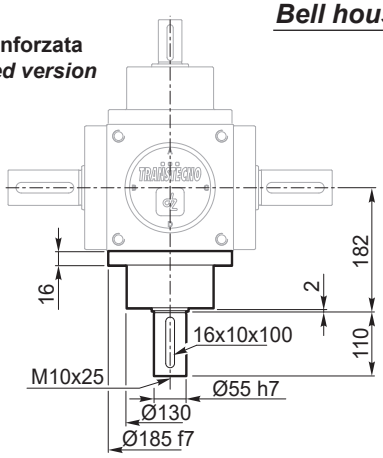

Il diametro della presa di forza della torretta D è sempre uguale al diametro della presa di forza della torretta A versione standard o rinforzata
The diameter of the power take-off of bell housing D is always the same as the diameter of the power take-off of bell housing A standard or strengthened version

Forma costruttiva *Constructive forms*	6	7	8	9	10	16	17	18	19	20	22	24	31	32	33	36	37	38	39	43	46	47	48	50	54	55	58	59	65	66
Versione standard *Standard version*																														
Versione rinforzata *Strengthened version*																														

Disponibile / *Available*

Torretta E — *Bell housing E*

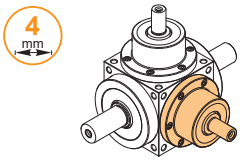

Versione standard
Standard version

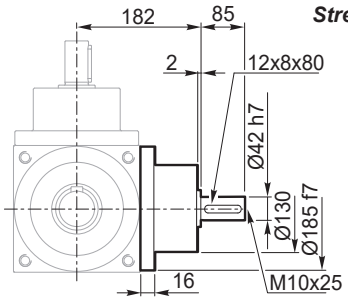

Versione rinforzata
Strengthened version

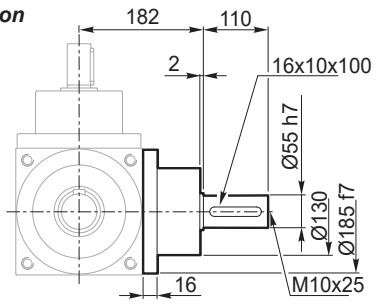

Il diametro della presa di forza della torretta E è sempre uguale al diametro della presa di forza della torretta A versione standard o rinforzata
The diameter of the power take-off of bell housing E is always the same as the diameter of the power take-off of bell housing A standard or strengthened version

Forma costruttiva *Constructive forms*	34	35	36	37	38	39	40	41	43	44	45	46	47	48	51	52	53	54	55	61	62	63	64	65	66
Versione standard *Standard version*																									
Versione rinforzata *Strengthened version*																									

Torretta F — *Bell housing F*



Versione standard
Standard version

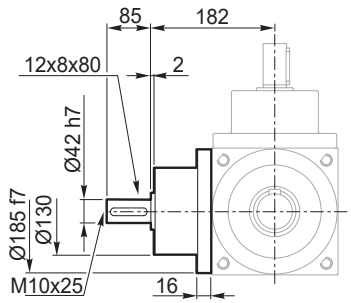

Versione rinforzata
Strengthened version

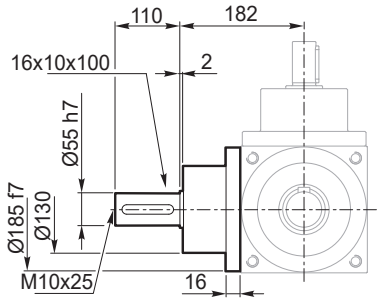

Il diametro della presa di forza della torretta F è sempre uguale al diametro della presa di forza della torretta A versione standard o rinforzata
The diameter of the power take-off of bell housing F is always the same as the diameter of the power take-off of bell housing A standard or strengthened version

Forma costruttiva *Constructive forms*	38	39	42	44	45	46	47	48	52	53	54	55	60	61	63	65	66	67
Versione standard *Standard version*																		
Versione rinforzata *Strengthened version*																		

Dimensioni — *Dimensions*

QB 200

Asse B-C integrale — *B-C single output axis*

Sporgente B-C
Protruding B-C

6.1 mm

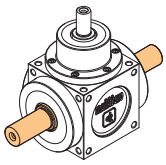

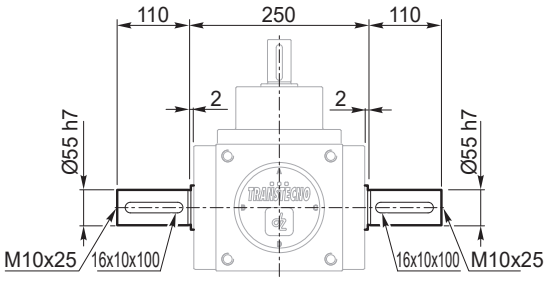

Forma costruttiva *Constructive forms*	1	6	11	16	40	43	48	62

Sporgente B
Protruding B

6.2 mm

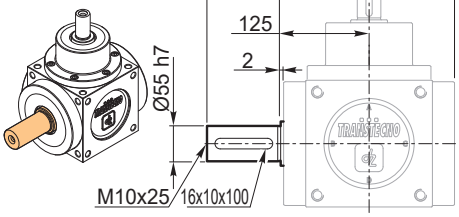

Forma costruttiva *Constructive forms*	2	7	12	17	41	44	46	68

Sporgente C
Protruding C

6.3 mm

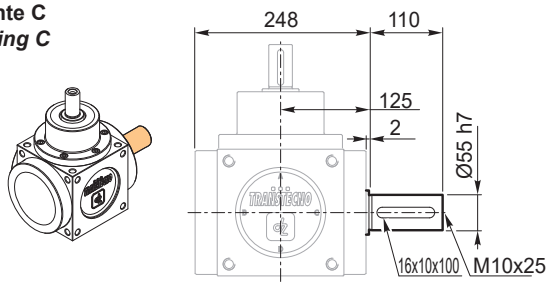

Forma costruttiva *Constructive forms*	3	8	13	18	42	45	47	67

Albero cavo con linguetta
Hollow shaft with key

6.4 mm

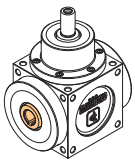

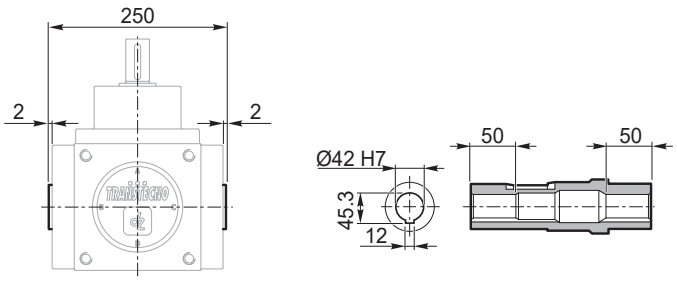

Forma costruttiva *Constructive forms*	4	9	14	19	34	36	38	60	61	64	65	66

Albero cavo scanalato UNI 8953
Groved hollow shaft UNI 8953

6.5 mm

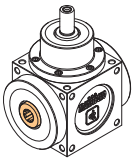

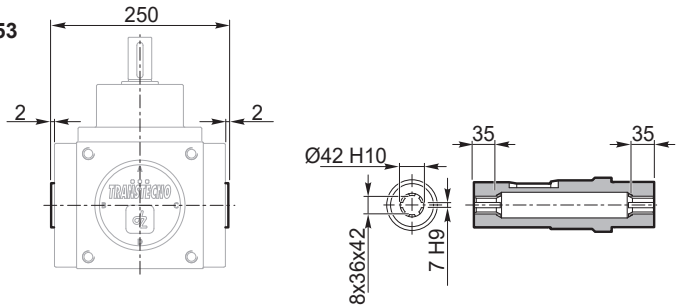

Forma costruttiva *Constructive forms*	5	10	15	20	35	37	39

Albero cavo con calettatore
Hollow shaft with shrink disc

6.6 mm

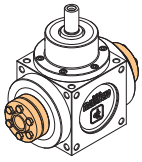

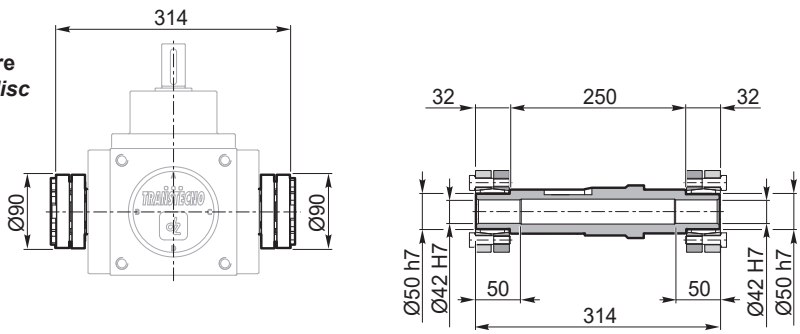

Forma costruttiva *Constructive forms*	21	22	23	24

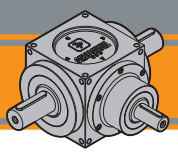

Dimensioni — *Dimensions*

QB 200

Asse B-C con Torrette — *Axis B-C with bell housing*

Torrette B-C
Bell Housings B-C

7.1 mm

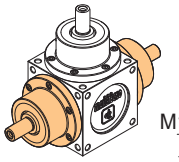

Versione standard
Standard version

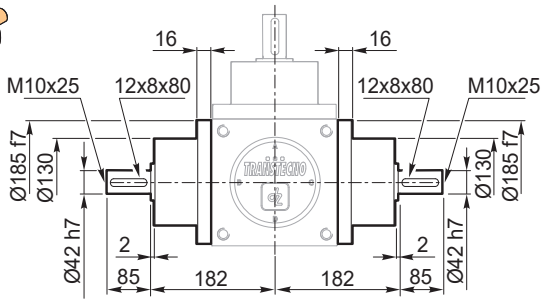

Versione rinforzata
Strengthened version

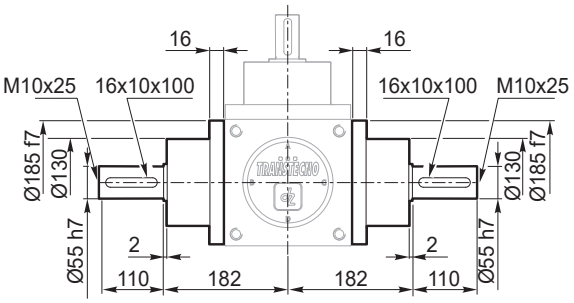

Forma costruttiva *Constructive forms*	28	29	30	31	32	33	49	53	55	57	59										
Versione standard *Standard version*	■			■			■	■	■	■	■										
Versione rinforzata *Strengthened version*		■	■		■	■	■	■	■	■	■										

■ Disponibile / *Available*

Torretta B
Bell housing B

7.2 mm

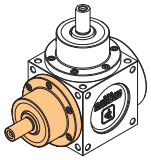

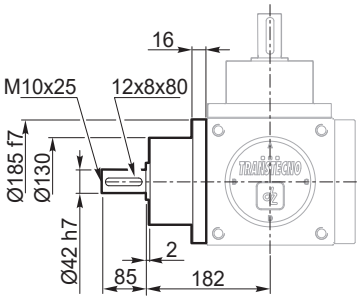

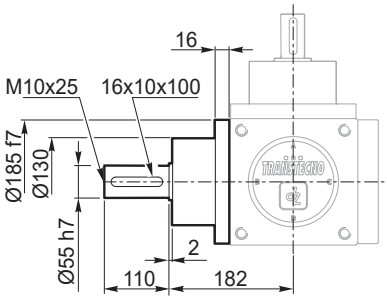

Forma costruttiva *Constructive forms*	25	26	27	50	51	52	54	56	58	63										
Versione standard *Standard version*	■			■	■	■	■	■	■	■										
Versione rinforzata *Strengthened version*		■	■	■	■	■	■	■	■	■										

■ Disponibile / *Available*

Torretta C
Bell housing C

7.3 mm

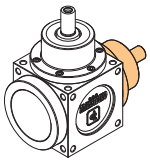

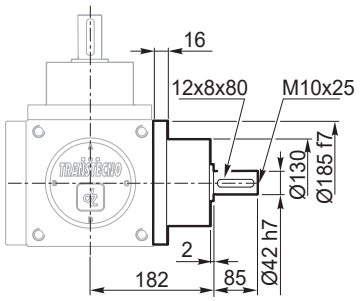

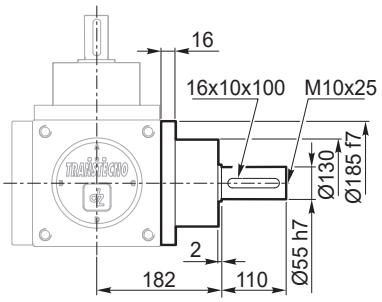

Forma costruttiva *Constructive forms*																				
Versione standard *Standard version*																				
Versione rinforzata *Strengthened version*																				

Dimensioni — *Dimensions*

QB 250

Carter — *Casing*

1 mm

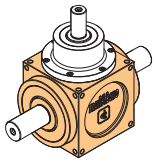

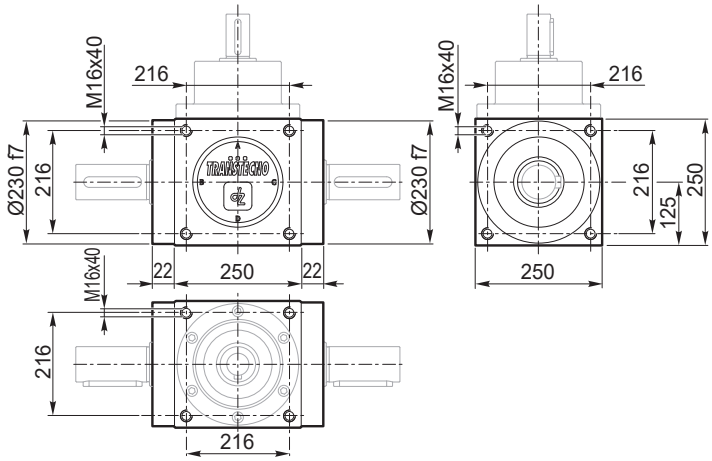

Forma costruttiva *Constructive forms*	dalla 1 alla 68 - *from 1 to 68*

Torretta A — *Bell housing A*

2.1 mm

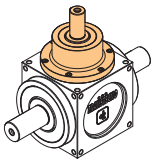

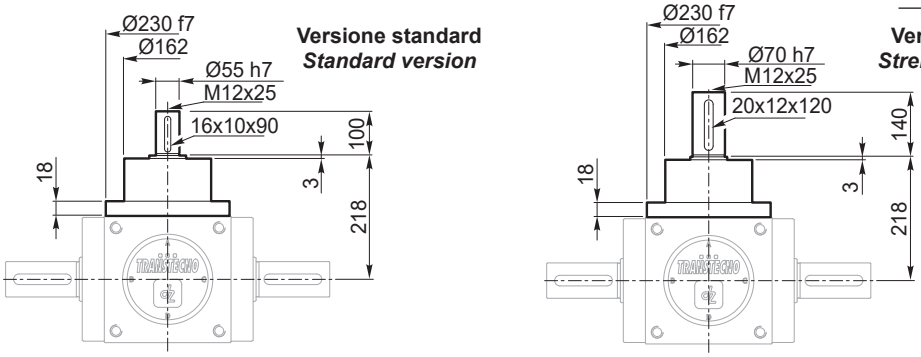

Forma costruttiva *Constructive forms*	1	2	3	4	5	6	7	8	9	10	21	22	25	26	27	28	29	30	31	32	33	34	35	36	37	38	39	40	41	42	43	44	45	46	47	48	49	50	51	52	53	54	55
Versione standard *Standard version*	■	■	■	■	■	■	■	■	■	■	■	■	■	■		■	■		■	■		■	■	■	■	■	■	■	■	■	■	■	■	■	■	■	■	■	■	■	■	■	■
Versione rinforzata *Strengthened version*	■	■	■	■	■	■	■	■	■	■	■	■			■			■			■	■	■	■	■	■	■	■	■	■	■	■	■	■	■	■	■	■	■	■	■	■	■

■ Disponibile / *Available*

Versione PAM
Input flange version

2.2 mm

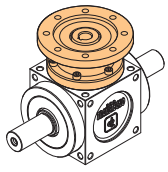

Flangia *Flange*	ØA H7	G6	G7	G8	L12	H5	H6	H7	H8	H9	P3
132 B5	38	300	265	230	250	41.3	10	80	6	25	M12
132 B14	38	200	165	130	250	41.3	10	80	6	25	11
160 B5	42	350	300	250	250	45.8	12	110	6	25	M16

Forma costruttiva *Constructive forms*	11	12	13	14	15	16	17	18	19	20	23	24	56	57	58	59	60	61	62	63	64	65	66	67	68

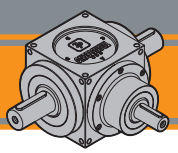

Dimensioni — *Dimensions*

QB 250

Torretta D — *Bell housing D*

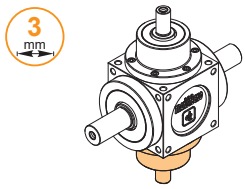

Versione standard
Standard version

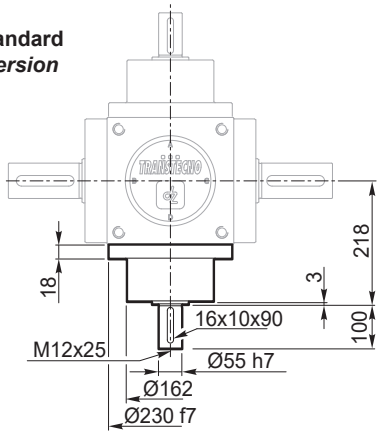

Versione rinforzata
Strengthened version

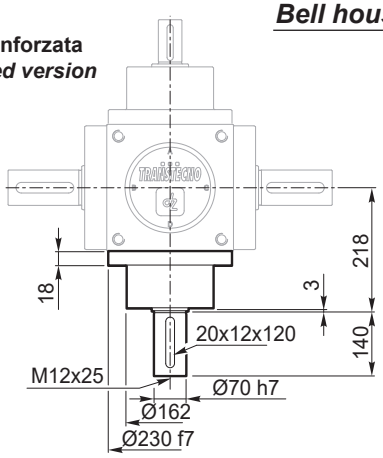

Il diametro della presa di forza della torretta D è sempre uguale al diametro della presa di forza della torretta A versione standard o rinforzata
The diameter of the power take-off of bell housing D is always the same as the diameter of the power take-off of bell housing A standard or strengthened version

Forma costruttiva *Constructive forms*	6	7	8	9	10	16	17	18	19	20	22	24	31	32	33	36	37	38	39	43	46	47	48	50	54	55	58	59	65	66
Versione standard *Standard version*																														
Versione rinforzata *Strengthened version*																														

Disponibile / *Available*

Torretta E — *Bell housing E*

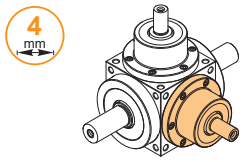

Versione standard
Standard version

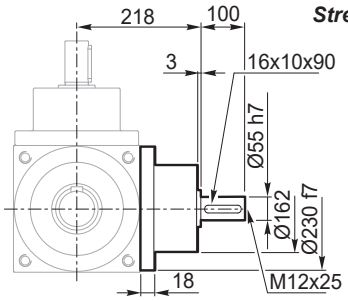

Versione rinforzata
Strengthened version

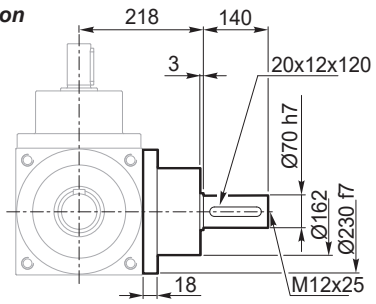

Il diametro della presa di forza della torretta E è sempre uguale al diametro della presa di forza della torretta A versione standard o rinforzata
The diameter of the power take-off of bell housing E is always the same as the diameter of the power take-off of bell housing A standard or strengthened version

Forma costruttiva *Constructive forms*	34	35	36	37	38	39	40	41	43	44	45	46	47	48	51	52	53	54	55	61	62	63	64	65	66
Versione standard *Standard version*																									
Versione rinforzata *Strengthened version*																									

Torretta F — *Bell housing F*

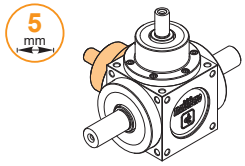

Versione standard
Standard version

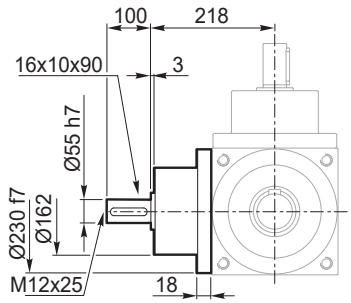

Versione rinforzata
Strengthened version

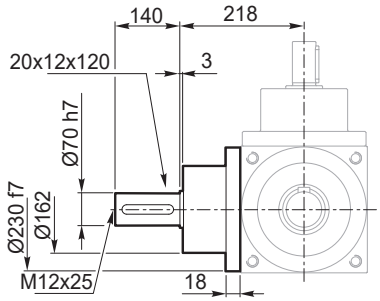

Il diametro della presa di forza della torretta F è sempre uguale al diametro della presa di forza della torretta A versione standard o rinforzata
The diameter of the power take-off of bell housing F is always the same as the diameter of the power take-off of bell housing A standard or strengthened version

Forma costruttiva *Constructive forms*	38	39	42	44	45	46	47	48	52	53	54	55	60	61	63	65	66	67
Versione standard *Standard version*																		
Versione rinforzata *Strengthened version*																		

Dimensioni — *Dimensions*

QB 250

Asse B-C integrale — *B-C single output axis*

Sporgente B-C
Protruding B-C

6.1 mm

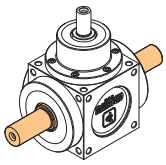

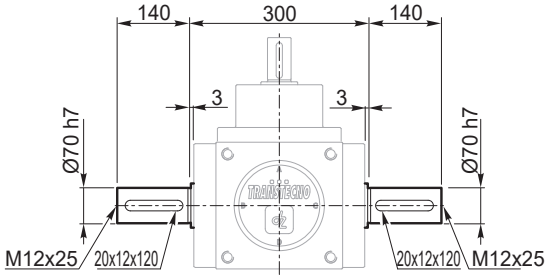

Forma costruttiva *Constructive forms*	1	6	11	16	40	43	48	62

Sporgente B
Protruding B

6.2 mm

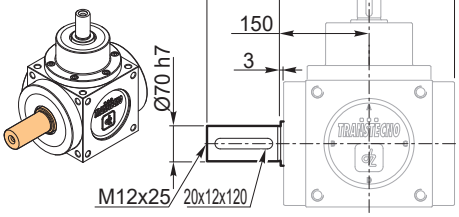

Forma costruttiva *Constructive forms*	2	7	12	17	41	44	46	68

Sporgente C
Protruding C

6.3 mm

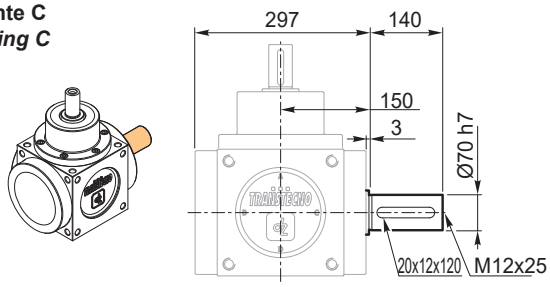

Forma costruttiva *Constructive forms*	3	8	13	18	42	45	47	67

Albero cavo con linguetta
Hollow shaft with key

6.4 mm

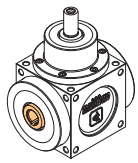

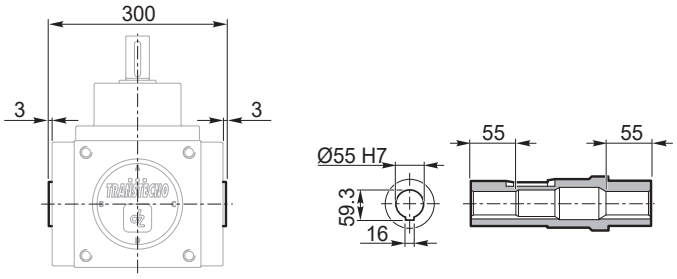

Forma costruttiva *Constructive forms*	4	9	14	19	34	36	38	60	61	64	65	66

Albero cavo scanalato UNI 8953
Groved hollow shaft UNI 8953

6.5 mm

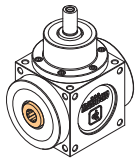

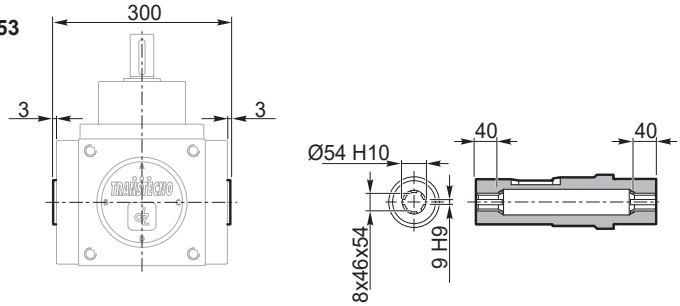

Forma costruttiva *Constructive forms*	5	10	15	20	35	37	39

Albero cavo con calettatore
Hollow shaft with shrink disc

6.6 mm

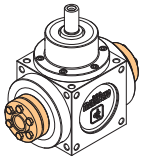

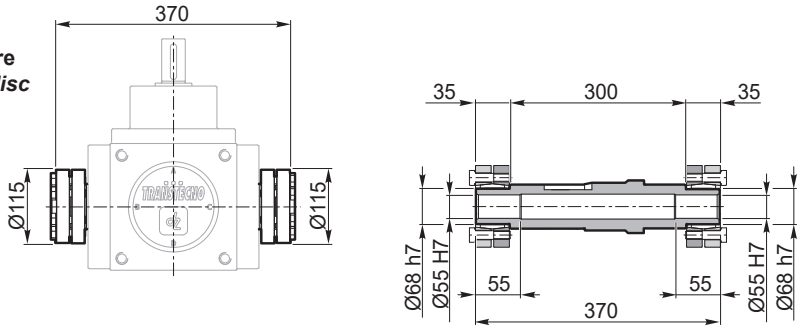

Forma costruttiva *Constructive forms*	21	22	23	24

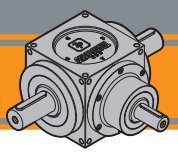

Dimensioni — *Dimensions*

QB 250

Asse B-C con Torrette — *Axis B-C with bell housing*

Torrette B-C
Bell Housings B-C

7.1 mm

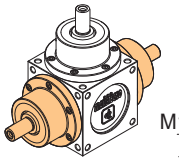

Versione standard
Standard version

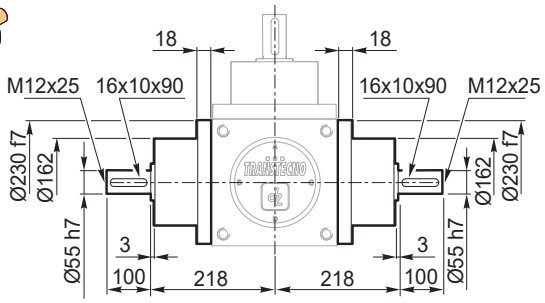

Versione rinforzata
Strengthened version

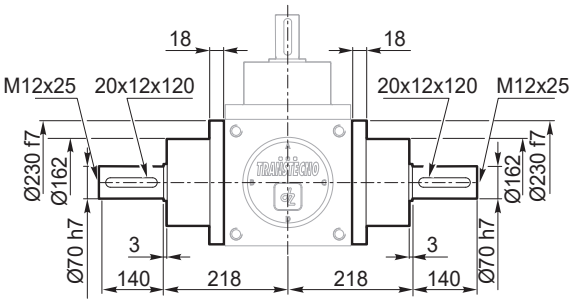

Forma costruttiva *Constructive forms*	28	29	30	31	32	33	49	53	55	57	59										
Versione standard *Standard version*	■			■			■	■	■	■	■										
Versione rinforzata *Strengthened version*		■	■		■	■	■	■	■	■	■										

■ Disponibile / *Available*

Torretta B
Bell housing B

7.2 mm

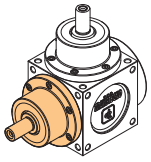

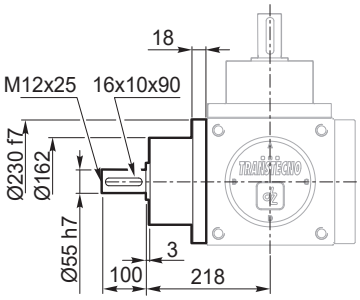

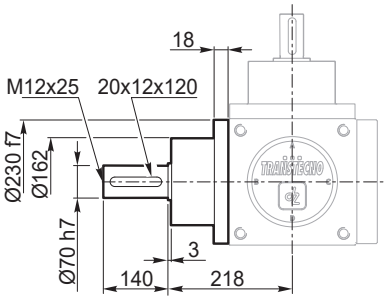

Forma costruttiva *Constructive forms*	25	26	27	50	51	52	54	56	58	63										
Versione standard *Standard version*	■			■	■	■	■	■	■	■										
Versione rinforzata *Strengthened version*		■	■	■	■	■	■	■	■	■										

■ Disponibile / *Available*

Torretta C
Bell housing C

7.3 mm

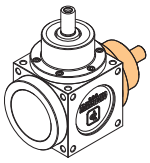

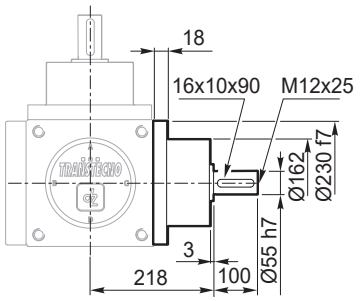

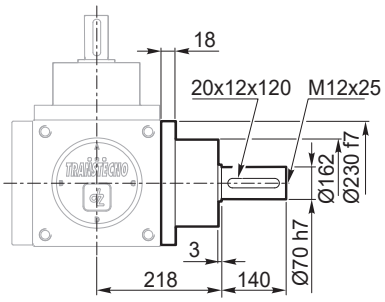

Forma costruttiva *Constructive forms*																				
Versione standard *Standard version*																				
Versione rinforzata *Strengthened version*																				

Dimensioni — *Dimensions*

QB 350

Carter — *Casing*

1 mm

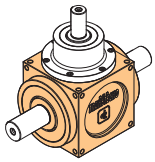

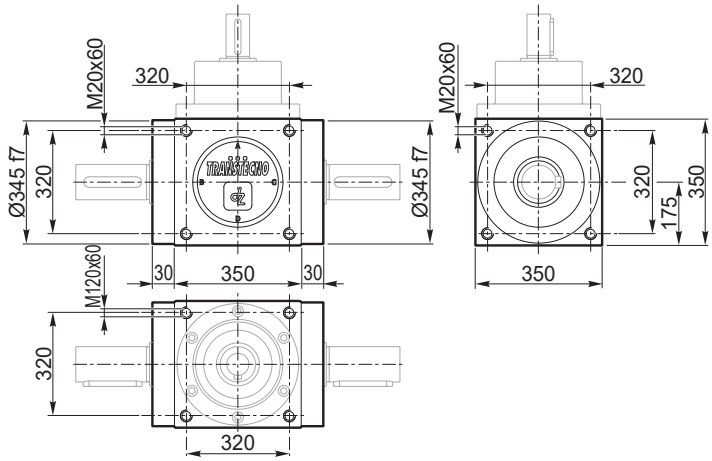

Forma costruttiva *Constructive forms*	dalla 1 alla 68 - *from 1 to 68*

Torretta A — *Bell housing A*

2.1 mm

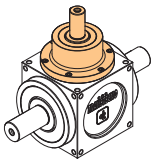

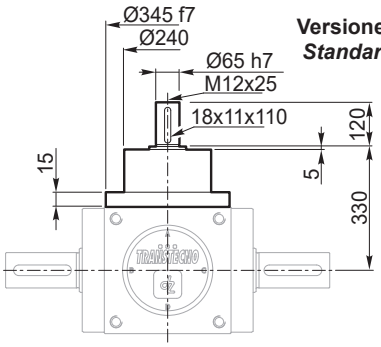

Versione standard
Standard version

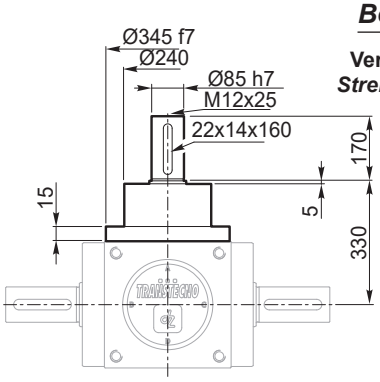

Versione rinforzata
Strengthened version

Forma costruttiva *Constructive forms*	1	2	3	4	5	6	7	8	9	10	21	22	25	26	27	28	29	30	31	32	33	34	35	36	37	38	39	40	41	42	43	44	45	46	47	48	49	50	51	52	53	54	55
Versione standard *Standard version*																																											
Versione rinforzata *Strengthened version*																																											

Disponibile / *Available*

Versione PAM
Input flange version

2.2 mm

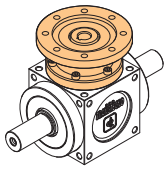

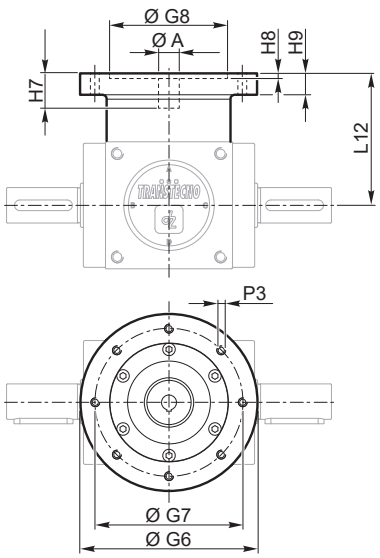

Flangia *Flange*	ØA H7	G6	G7	G8	L12	H5	H6	H7	H8	H9	P3
	Non disponibile / *Not available*										

Forma costruttiva *Constructive forms*																													

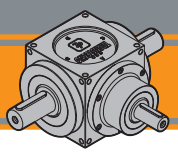

Dimensioni — *Dimensions*

QB 350

Torretta D — *Bell housing D*

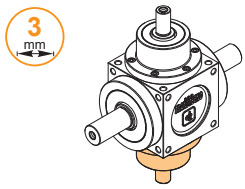

Versione standard
Standard version

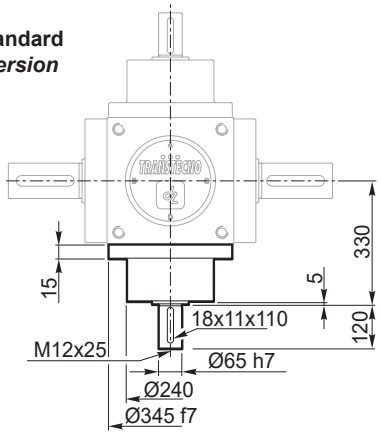

Versione rinforzata
Strengthened version

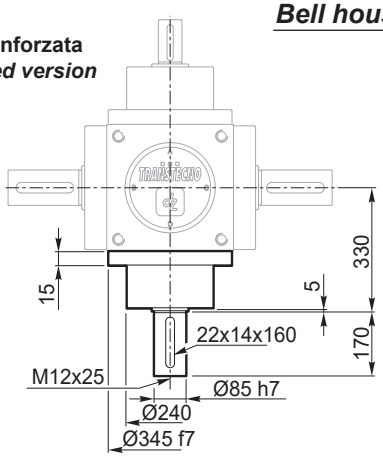

Il diametro della presa di forza della torretta D è sempre uguale al diametro della presa di forza della torretta A versione standard o rinforzata
The diameter of the power take-off of bell housing D is always the same as the diameter of the power take-off of bell housing A standard or strengthened version

Forma costruttiva *Constructive forms*	6	7	8	9	10	16	17	18	19	20	22	24	31	32	33	36	37	38	39	43	46	47	48	50	54	55	58	59	65	66
Versione standard *Standard version*																														
Versione rinforzata *Strengthened version*																														

Disponibile / *Available*

Torretta E — *Bell housing E*

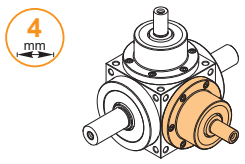

Versione standard
Standard version

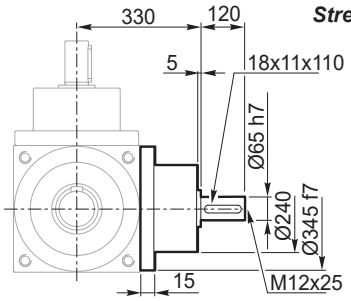

Versione rinforzata
Strengthened version

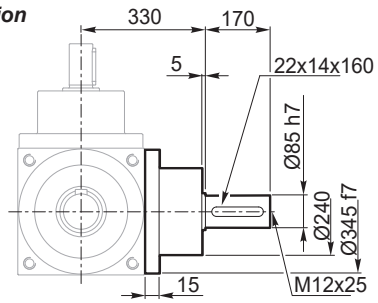

Il diametro della presa di forza della torretta E è sempre uguale al diametro della presa di forza della torretta A versione standard o rinforzata
The diameter of the power take-off of bell housing E is always the same as the diameter of the power take-off of bell housing A standard or strengthened version

Forma costruttiva *Constructive forms*	34	35	36	37	38	39	40	41	43	44	45	46	47	48	51	52	53	54	55	61	62	63	64	65	66
Versione standard *Standard version*																									
Versione rinforzata *Strengthened version*																									

Torretta F — *Bell housing F*

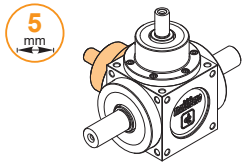

Versione standard
Standard version

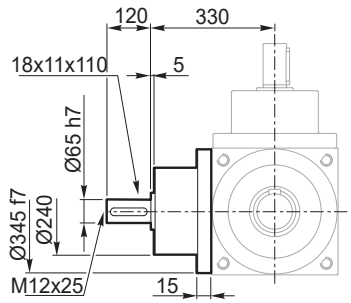

Versione rinforzata
Strengthened version

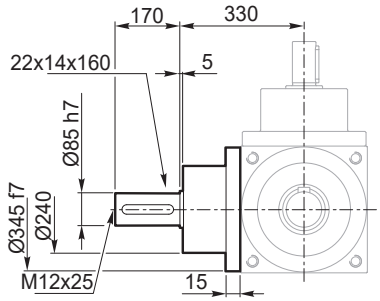

Il diametro della presa di forza della torretta F è sempre uguale al diametro della presa di forza della torretta A versione standard o rinforzata
The diameter of the power take-off of bell housing F is always the same as the diameter of the power take-off of bell housing A standard or strengthened version

Forma costruttiva *Constructive forms*	38	39	42	44	45	46	47	48	52	53	54	55	60	61	63	65	66	67
Versione standard *Standard version*																		
Versione rinforzata *Strengthened version*																		

Dimensioni — *Dimensions*

QB 350

Asse B-C integrale — *B-C single output axis*

Sporgente B-C
Protruding B-C

6.1 mm

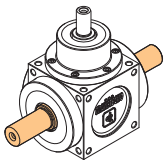

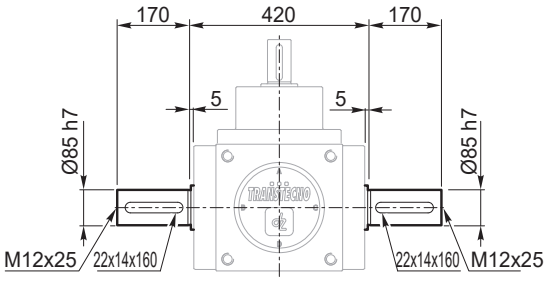

Forma costruttiva *Constructive forms*	1	6	11	16	40	43	48	62

Sporgente B
Protruding B

6.2 mm

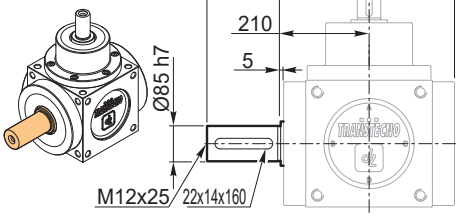

Forma costruttiva *Constructive forms*	2	7	12	17	41	44	46	68

Sporgente C
Protruding C

6.3 mm

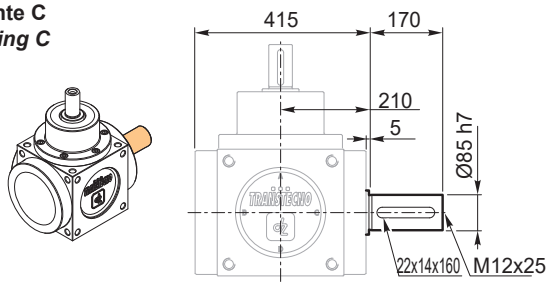

Forma costruttiva *Constructive forms*	3	8	13	18	42	45	47	67

Albero cavo con linguetta
Hollow shaft with key

6.4 mm

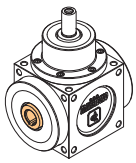

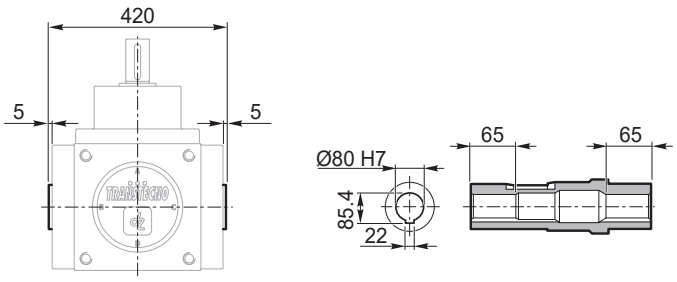

Forma costruttiva *Constructive forms*	4	9	14	19	34	36	38	60	61	64	65	66

Albero cavo scanalato UNI 8953
Groved hollow shaft UNI 8953

6.5 mm

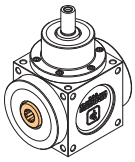

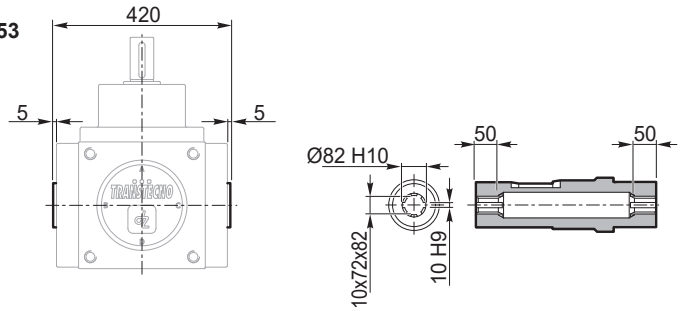

Forma costruttiva *Constructive forms*	5	10	15	20	35	37	39

Albero cavo con calettatore
Hollow shaft with shrink disc

6.6 mm

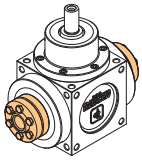

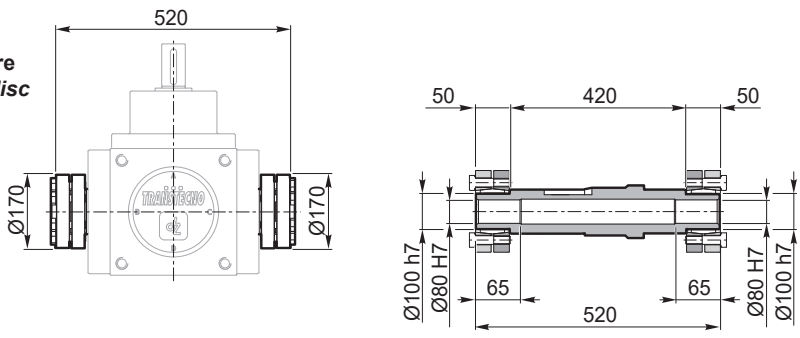

Forma costruttiva *Constructive forms*	21	22	23	24

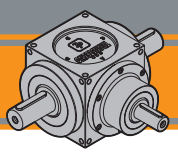

Dimensioni — *Dimensions*

QB 350

Asse B-C con Torrette — *Axis B-C with bell housing*

Torrette B-C
Bell Housings B-C

7.1 mm

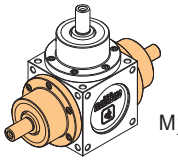

Versione standard
Standard version

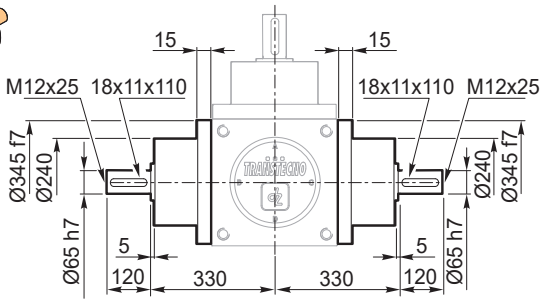

Versione rinforzata
Strengthened version

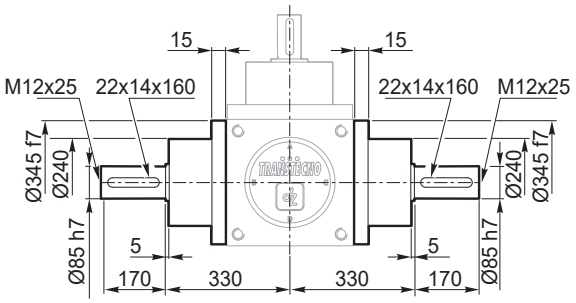

Forma costruttiva *Constructive forms*	28	29	30	31	32	33	49	53	55	57	59										
Versione standard *Standard version*	■			■			■	■	■	■	■										
Versione rinforzata *Strengthened version*		■	■		■	■	■	■	■	■	■										

■ Disponibile / *Available*

Torretta B
Bell housing B

7.2 mm

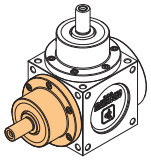

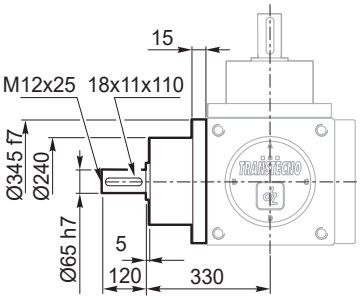

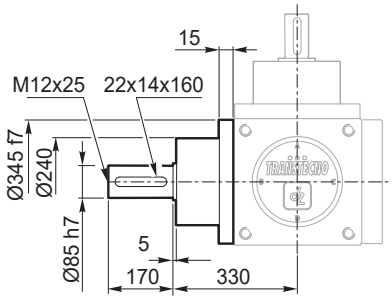

Forma costruttiva *Constructive forms*	25	26	27	50	51	52	54	56	58	63										
Versione standard *Standard version*	■			■	■	■	■	■	■	■										
Versione rinforzata *Strengthened version*		■	■	■	■	■	■	■	■	■										

■ Disponibile / *Available*

Torretta C
Bell housing C

7.3 mm

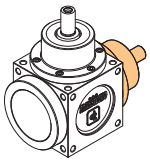

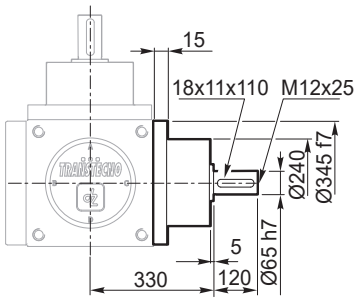

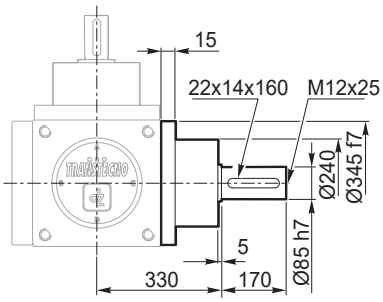

Forma costruttiva *Constructive forms*																				
Versione standard *Standard version*																				
Versione rinforzata *Strengthened version*																				

Note/*Notes*