

Type - Tipo - Typ  
Type - Tipo

Size - Grandezza  
Größe - Taille  
Tamaño

Mounting - Montaggio - Montage  
Fixation - Tipo de montaje

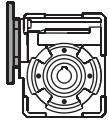
**P**

**Q45**

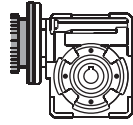
**FC**

**Worm gearboxes**

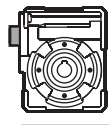
Riduttori a vite senza fine  
Schneckengetriebe  
Reducteurs a vis sans fin  
Reductores de corona sin fin



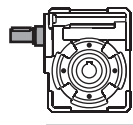
**P**



**M**

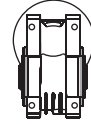


**B**

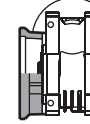


**R**

Q30  
Q45  
Q50  
Q63  
Q75  
Q85  
Q11  
Q13  
Q15



**FB**

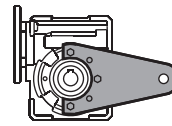


**FC**



**FL**

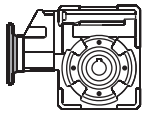
F1  
F2  
F3  
F4



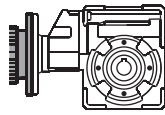
**BR**

**Worm gearboxes with primary reduction**

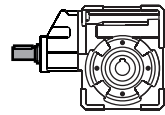
Riduttori a vite senza fine con precoppia  
Schneckengetriebe mit Stirradstufe am Eintrieb  
Reducteurs a vis sans fin avec pré-réduction  
Reductores corona sin fin con prerreductora de engranajes



**P**



**M**

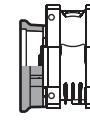


**R**

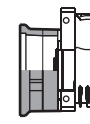
P4Q  
P5Q  
P6Q  
P7Q  
P8Q  
P1Q



**FB**

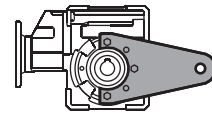


**FC**



**FL**

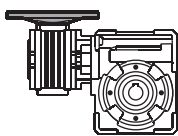
F1  
F2  
F3  
F4



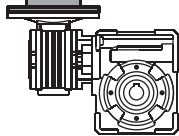
**BR**

**Combined worm gearboxes**

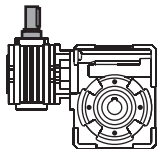
Riduttori a vite senza fine combinati  
Schneckengetriebekombinationen  
Reducteurs a double train de vis sans fin  
Reductores combinados corona sin fin



**P**

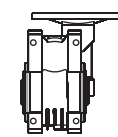


**M**

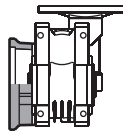


**R**

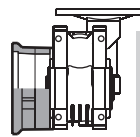
43Q  
53Q  
63Q  
64Q  
74Q  
84Q  
15Q



**FB**

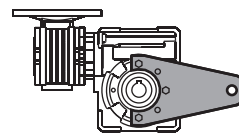


**FC**



**FL**

F1  
F2  
F3  
F4

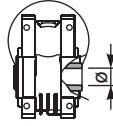
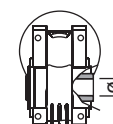
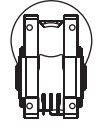
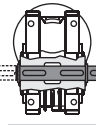
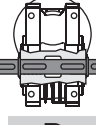
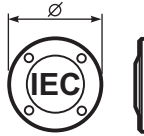




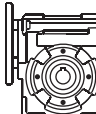





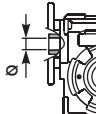


**BR**



On request we can deliver our products according to the ATEX  
A richiesta possiamo fornire i nostri prodotti secondo le normative ATEX  
Auf Anfrage können wir unsere Produkte den Richtlinien ATEX entsprechend liefern  
Sur demande nos produits peuvent se conformer à la réglementation ATEX  
A pedido, se pueden enviar nuestros productos de acuerdo con las normas ATEX.

CODIFICA / HOW TO ORDER / TYPENBEZEICHNUNGEN / CODIFICATION / CODIFICACIÓN

Ratio Rapporto Untersetzung Reduction Relación	Hub Mozzo corona Hohlwelle Arbre creux Nucleo corona	Output shaft Albero lento Abtriebswelle Arbre de sortie Eje solida	Motor size Grandezza motore Motor Grösse Grandeur moteur Tamaño motor	Terminal box position Posizione morsettiera Klemmkastenlage Position boîte a bornes Posición caja de bornes	Mounting position Posizione montaggio Einbaulage Position de montage Posición de montaje	Reduced Input bore Foro entrata ridotto Reduzierte Eingangshohlwelle Trou d'entree de diametre reduit Eje hueco de entrada reducido	Mountin position Esecuzione montaggio Einbaulage Exécution de montage Posición de montaje
<b>10</b>	<b>C</b>	<b>∅</b>	<b>-Q</b>	<b>B</b>	<b>B3</b>	<b>-</b>	<b>---</b>
See technical data table Vedi tabella dati tecnici. Technisches Datenblatt beachten Voir tableau données techniques Ver tabla datos técnicos	 <b>C</b> STANDARD Q30 ⇨ ∅14 Q45 ⇨ ∅18 Q50 ⇨ ∅25 Q63 ⇨ ∅25 Q75 ⇨ ∅30 Q85 ⇨ ∅35 Q11 ⇨ ∅42 Q13 ⇨ ∅45 Q15 ⇨ ∅50  <b>I</b> Stainless steel hub Mozzo in acciaio Inox Edelstahlhohlwelle Moyeu en acier Inox Nucleo corona de acero Inox  Special series Serie Speciale  <b>S</b> Q45 ⇨ ∅19 Q50 ⇨ ∅24  <b>X</b> Stainless steel hub Mozzo in acciaio Inox Edelstahlhohlwelle Moyeu en acier Inox Nucleo corona de acero Inox   <b>U</b> INCH Q45 ⇨ ∅0.750" Q50 ⇨ ∅1.000" Q63 ⇨ ∅1.125" Q85 ⇨ ∅1.500"	 <b>∅</b>   <b>S</b>   <b>D</b>	 <b>-M</b> without flange Senza flangia  <b>B5</b> <b>-A</b> =56 (∅120) <b>-B</b> =63 (∅140) <b>-C</b> =71 (∅160) <b>-D</b> =80 (∅200) <b>-E</b> =90 (∅200) <b>-F</b> =100+112 (∅250) <b>-G</b> =132 (∅300) <b>-H</b> =160 (∅350)  <b>B14</b> <b>-O</b> =56 (∅80) <b>-P</b> =63 (∅90) <b>-Q</b> =71 (∅105) <b>-R</b> =80 (∅120) <b>-T</b> =90 (∅140) <b>-U</b> =100+112 (∅160) <b>-V</b> =132 (∅200)  <b>-0</b> =Type R <b>-S</b> =Type R S series  Reduced Fl. <b>-1</b> =56B5/∅11 <b>-2</b> =63B5/∅14 <b>-3</b> =71B5/∅19 <b>-4</b> =71B5/∅24 <b>-5</b> =90B5/∅28 <b>-6</b> =100B5/∅38 <b>-7</b> =132B5/∅42 <b>-8</b> =80B14/∅11 <b>-9</b> =100B5/∅24	 <b>A</b>   <b>B</b> STANDARD   <b>C</b>   <b>D</b>	 <b>B3</b>   <b>B8</b>   <b>B6</b>   <b>B7</b>   <b>V5</b>   <b>V6</b>	 <b>-</b> Nothing indication standard bore Nessuna indicazione standard  <b>P</b> Input bore reduced one size Foro entrata ridotto di una misura Ex. Input Flange 71 B14 Standard ∅14 Reduced ∅11  <b>Q</b> Input bore reduced two sizes Due grandezze ridotte foro entrata Ex. Input Flange 71 B14 Standard ∅14 Reduced ∅9	<b>Only for combined units</b> See technical data table  Solo per i riduttori combinati Vedi tabella dati tecnici.  Ausführungen für Getriebekombinationen it  Uniquement pour combinés. Voir tableau données techniques  Sólo para combinados ver tabla datos técnicos