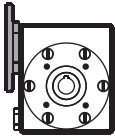


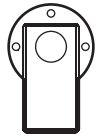

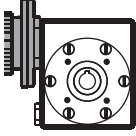
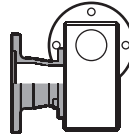
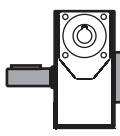
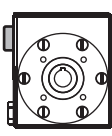
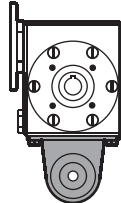
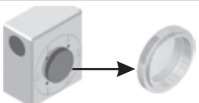
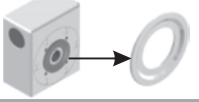



Type - Tipo Typ - Tipo	Size - Grandezza Grösse - Tamaño	Mounting - Montaggio Montage Tipo de montaje	Ratio - Rapporto Untersetzung Relación	Hub - Mozzo corona Hohlwelle Nucleo corona	Output shaft Albero lento Abtriebswelle Eje solida	Motor size Grandezza motore Motor Grösse Tamaño motor																																
P	I45	UN	10	I	S	Q																																
 P	I30 I45 I50 I63 I85	 UN	See technical data table Vedi tabelle dati tecnici. Ver tabla datos técnicos	 I	 Ø																																	
 M		 FL		STANDARD I30 ⇨ ø14 I45 ⇨ ø18 I50 ⇨ ø25 I63 ⇨ ø25 I85 ⇨ ø35	 S																																	
 B		 BR Full stainless steel Torque arm		Z INCH I45 ⇨ ø0.750" I50 ⇨ ø1.000" I63 ⇨ ø1.125" I85 ⇨ ø1.500"																																		
						<table border="1"> <tr> <td>I30</td> <td>O 56B14 (ø80)</td> <td>P 63B14 (ø90)</td> <td>W 56C (ø6.5")</td> </tr> <tr> <td>I45</td> <td>P 63B14 (ø90)</td> <td>Q 71B14 (ø105)</td> <td>W 56C (ø6.5")</td> </tr> <tr> <td>I50</td> <td>P 63B14 (ø90)</td> <td>Q 71B14 (ø105)</td> <td>R 80B14 (ø120)</td> </tr> <tr> <td></td> <td>W 56C (ø6.5")</td> <td></td> <td></td> </tr> <tr> <td>I63</td> <td>Q 71B14 (ø105)</td> <td>R 80B14 (ø120)</td> <td>T 90B14 (ø140)</td> </tr> <tr> <td></td> <td>W 56C (ø6.5")</td> <td>X 143/5TC (ø6.5")</td> <td></td> </tr> <tr> <td>I85</td> <td>D 80B5 (ø200)</td> <td>E 90B5 (ø200)</td> <td>U 100-112B14 (ø160)</td> </tr> <tr> <td></td> <td>W 56C (ø6.5")</td> <td>X 143/5TC (ø6.5")</td> <td>Y 182/4TC (ø8.88")</td> </tr> </table>	I30	O 56B14 (ø80)	P 63B14 (ø90)	W 56C (ø6.5")	I45	P 63B14 (ø90)	Q 71B14 (ø105)	W 56C (ø6.5")	I50	P 63B14 (ø90)	Q 71B14 (ø105)	R 80B14 (ø120)		W 56C (ø6.5")			I63	Q 71B14 (ø105)	R 80B14 (ø120)	T 90B14 (ø140)		W 56C (ø6.5")	X 143/5TC (ø6.5")		I85	D 80B5 (ø200)	E 90B5 (ø200)	U 100-112B14 (ø160)		W 56C (ø6.5")	X 143/5TC (ø6.5")	Y 182/4TC (ø8.88")
I30	O 56B14 (ø80)	P 63B14 (ø90)	W 56C (ø6.5")																																			
I45	P 63B14 (ø90)	Q 71B14 (ø105)	W 56C (ø6.5")																																			
I50	P 63B14 (ø90)	Q 71B14 (ø105)	R 80B14 (ø120)																																			
	W 56C (ø6.5")																																					
I63	Q 71B14 (ø105)	R 80B14 (ø120)	T 90B14 (ø140)																																			
	W 56C (ø6.5")	X 143/5TC (ø6.5")																																				
I85	D 80B5 (ø200)	E 90B5 (ø200)	U 100-112B14 (ø160)																																			
	W 56C (ø6.5")	X 143/5TC (ø6.5")	Y 182/4TC (ø8.88")																																			

On request

A	Protective seals cup CLOSE TYPE	
B	Protective seals cup OPEN TYPE	
C	Food lube	
D	Nema input flanges	

M
without flange
Senza flangia



A richiesta possiamo fornire i nostri prodotti secondo le normative ATEX

On request we can deliver our products according to the ATEX

Auf Anfrage können wir unsere Produkte den Richtlinien ATEX entsprechend liefern

A pedido, se pueden enviar nuestros productos de acuerdo con las normas ATEX.