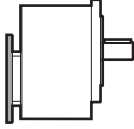
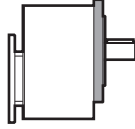
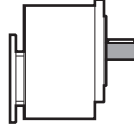
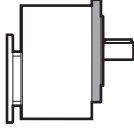
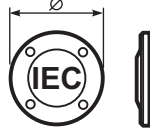
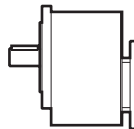
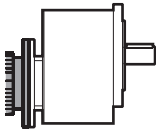
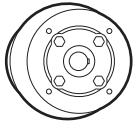
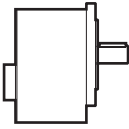
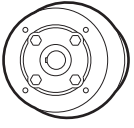

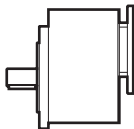


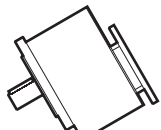


Type - Tipo Typ - Tipo	Size - Grandezza Grösse - Tomaño	Mounting Montaggio Montage Tipo de montaje	Ratio - Rapporto Untersetzung Relación	Output shaft Albero lento Abtriebswelle Eje solida	Output flange Flangia uscita Ausgangsflansch Brida en salida	Motor size Grandezza motore Motor Grösse Tamaño motor	Mounting position Posizione montaggio Einbaulage Position de montaje
P	411I	-F	1.57	C	4	Q	B5
 P	411I 511I 402I 602I	 -F Foot mounting is not available	See technical data table Vedi tabelle dati tecnici. Ver tabla datos técnicos	 → STANDARD			 B5 STANDARD
 M				411I S ⇒ $\varnothing 14$ C ⇒ $\varnothing 19$	411I 3 ⇒ $\varnothing 160$ 4 ⇒ $\varnothing 200$	411I - 402I Q 71B14 ($\varnothing 105$) R 80B14 ($\varnothing 120$) T 90B14 ($\varnothing 140$)	 B6
 B Only for local assembly				511I E ⇒ $\varnothing 24$ G ⇒ $\varnothing 28$	511I 4 ⇒ $\varnothing 200$ 5 ⇒ $\varnothing 250$	511I - 602I R 80B14 ($\varnothing 120$) T 90B14 ($\varnothing 140$) U 100-112 B14 ($\varnothing 160$)	 B7
				402I E ⇒ $\varnothing 24$	402I 4 ⇒ $\varnothing 200$	Without flange Senza flangia 	 B8
				602I I ⇒ $\varnothing 35$	602I 5 ⇒ $\varnothing 250$	411I - 402I 1 ⇒ $\varnothing 14$ (71B5) 2 ⇒ $\varnothing 19$ (80B5) 3 ⇒ $\varnothing 24$ (90B5)	 V1
						511I - 602I 2 ⇒ $\varnothing 19$ (80B5) 3 ⇒ $\varnothing 24$ (90B5) 4 ⇒ $\varnothing 28$ (100B5)	 V3
							 V8

On request

A Double input / output oil seals

B Food lube

- B5 is supplied with standard oil quantity

- Please specify in the order if you required other mounting positions